


First observation of the production of three massive gauge bosons at CMS



Philip
Chang

HEP seminar UCSB
October 19, 2020


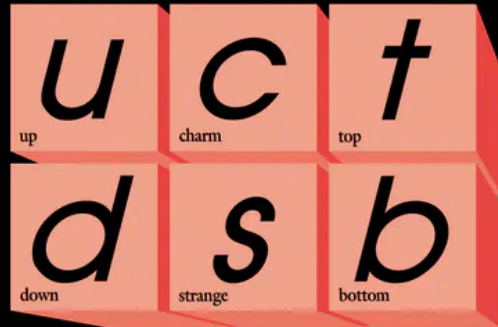


Univ. of California
San Diego

- Electroweak sector of SM
- Why study rare multi-boson productions?
- CMS's VVV analysis and results
- Future directions

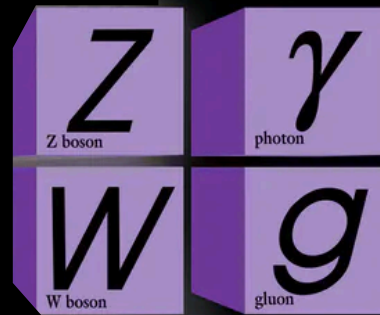
Completing the Standard Model

Quarks


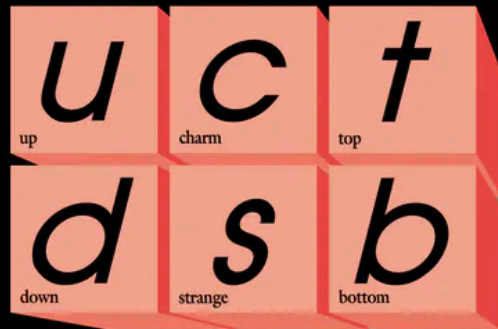


Leptons

Forces



Quarks



Leptons

Forces


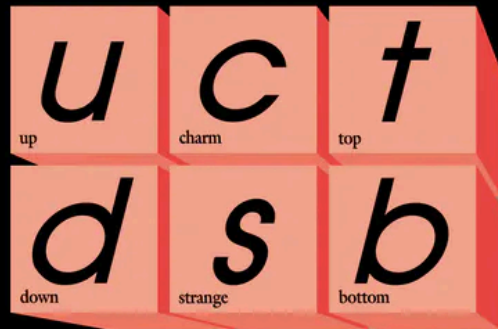


Spin 1

- Mass of W is 80 GeV ($\neq 0$)
- Mass of Z is 91 GeV ($\neq 0$)

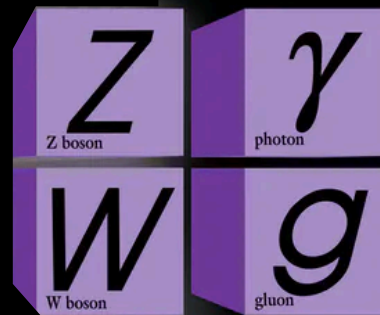
\Rightarrow EW symmetry is broken

Quarks



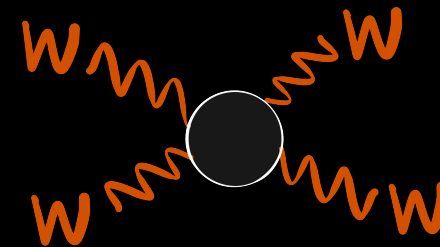
Leptons

Forces



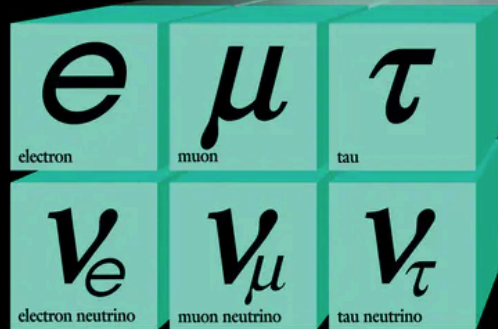
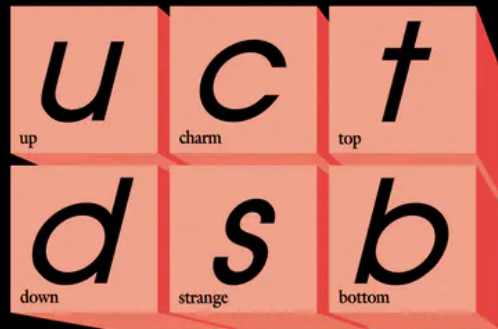
Spin 1

- Mass of W is 80 GeV ($\neq 0$)
 - Mass of Z is 91 GeV ($\neq 0$)
- ⇒ EW symmetry is broken



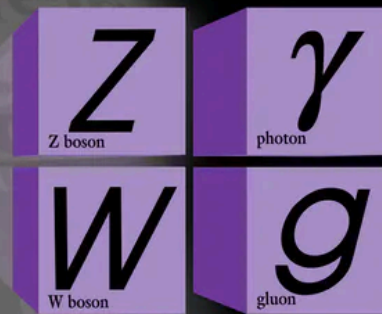
bad ~high energy
behavior
(Lee, Quigg, Thacker 1977)

Quarks



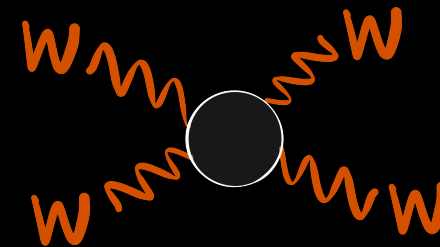
Leptons

Forces



Spin 1

- Mass of W is 80 GeV ($\neq 0$)
 - Mass of Z is 91 GeV ($\neq 0$)
- \Rightarrow EW symmetry is broken

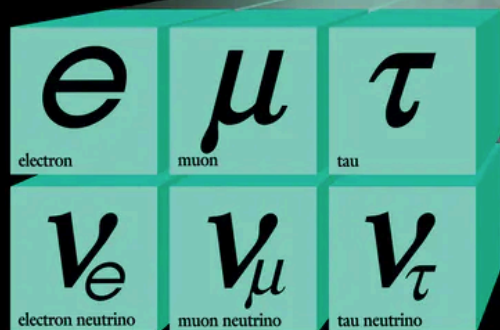
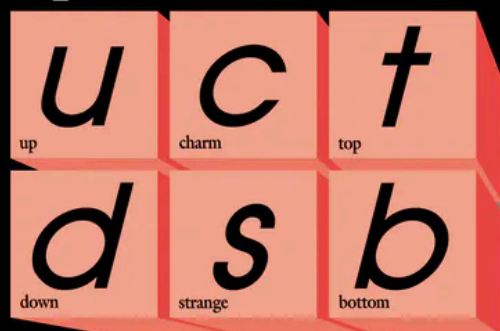


bad ~high energy
behavior
(Lee, Quigg, Thacker 1977)

Spin 0

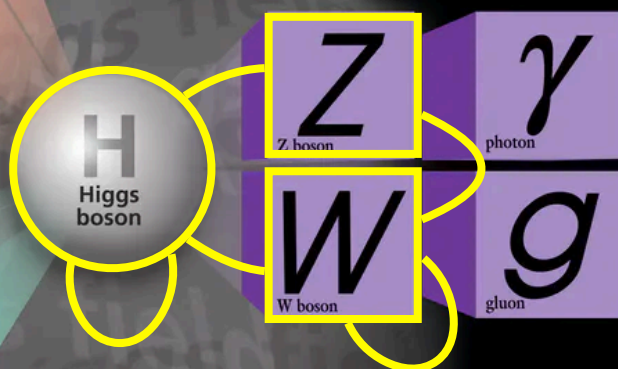
- Agent of electroweak symmetry breaking
- Higgs discovery (2012)

Quarks



Leptons

Forces



Spin 1

- Mass of W is 80 GeV ($\neq 0$)
 - Mass of Z is 91 GeV ($\neq 0$)
- \Rightarrow EW symmetry is broken



Spin 0

- Agent of electroweak symmetry breaking
- Higgs discovery (2012)

\Rightarrow Completes the EW sector

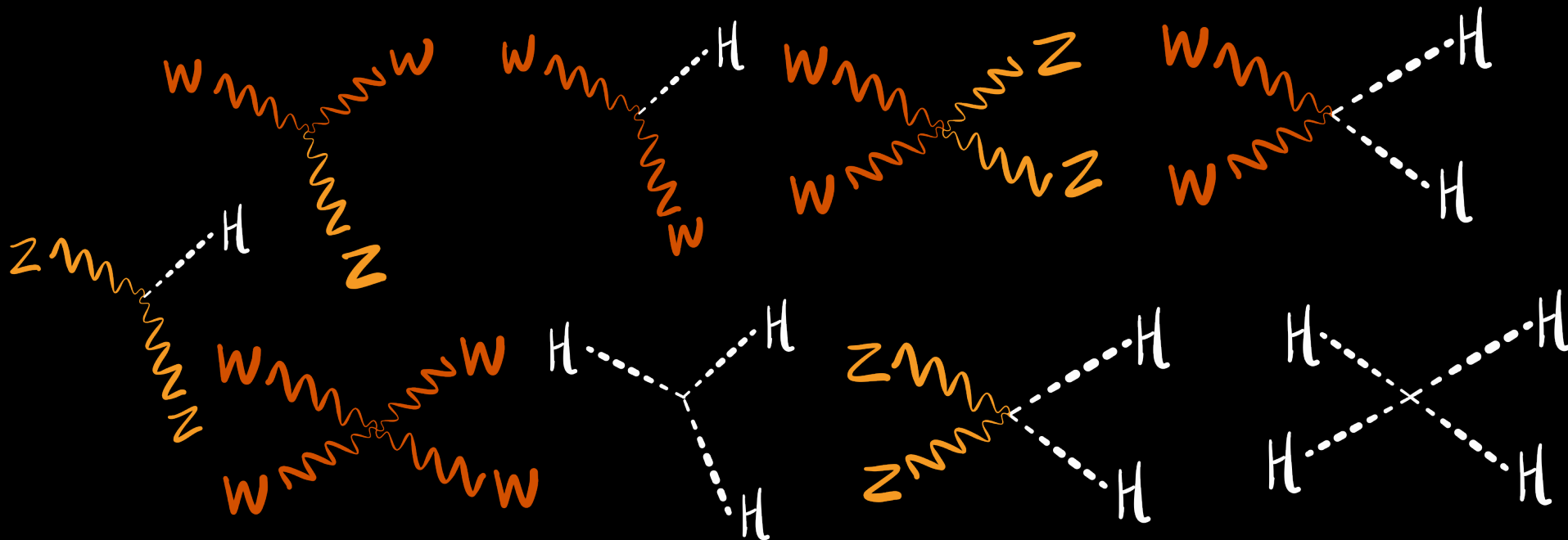
Last missing piece of the SM has been found

Completing the electroweak sector

\neq

Understanding the electroweak sector

List of multi-(massive)-boson interactions




- Are multi-*bosons* interactions SM?
- Is it the only Higgs boson? (or are there more? H_1 , H_2 , H^\pm , ... ??)
- If so, what are their role in the electroweak symmetry breaking?

Now, we must understand the electroweak sector

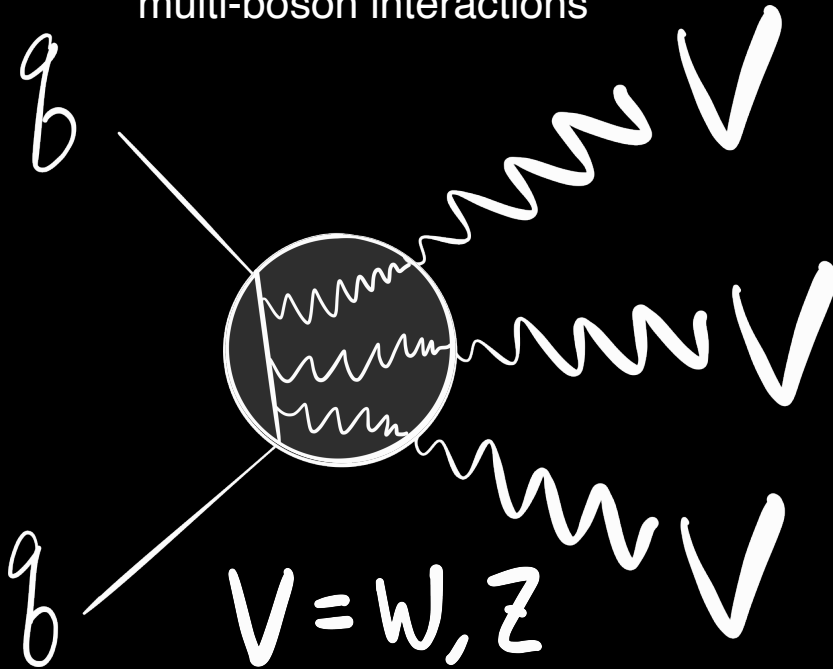
Multi-boson production process

Consider multi-boson *production* process
Many diagrams contribute to the process



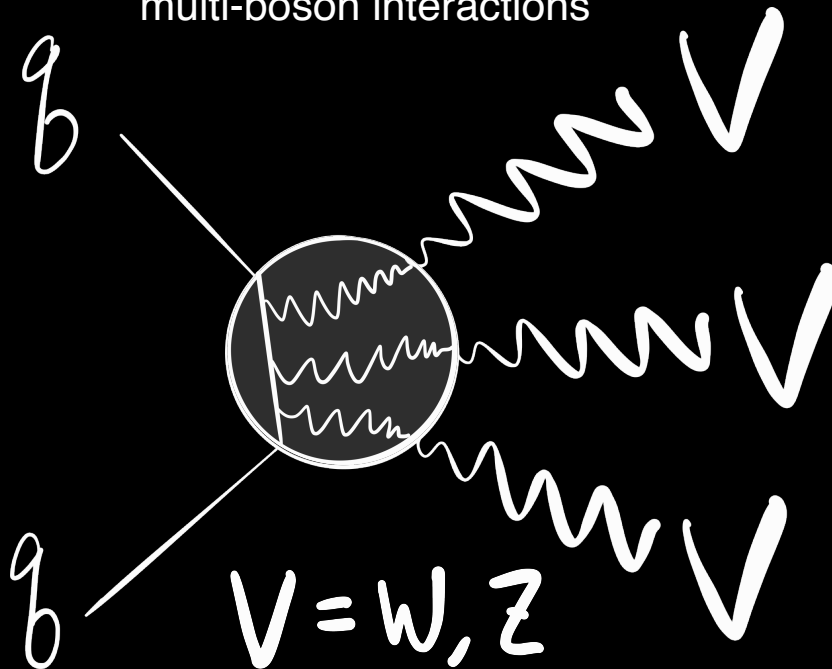
Consider multi-boson *production* process
Many diagrams contribute to the process

some diagrams are *without*
multi-boson interactions

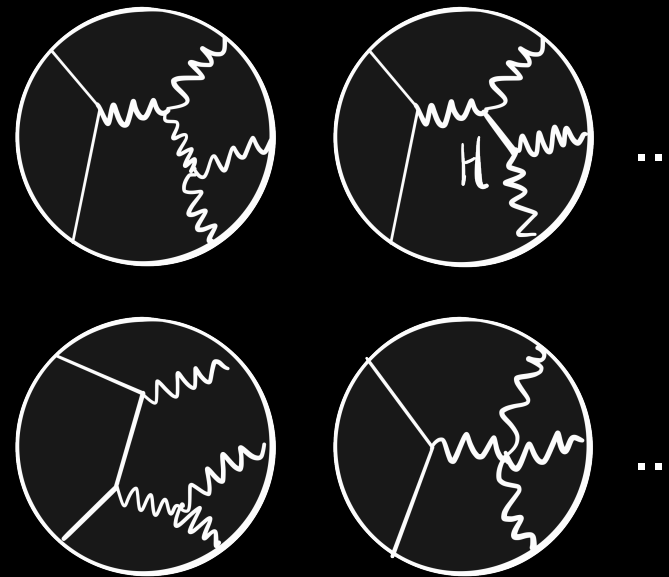


Consider multi-boson *production* process
Many diagrams contribute to the process

some diagrams are *without*
multi-boson interactions



some diagrams are *with*
multi-boson interactions

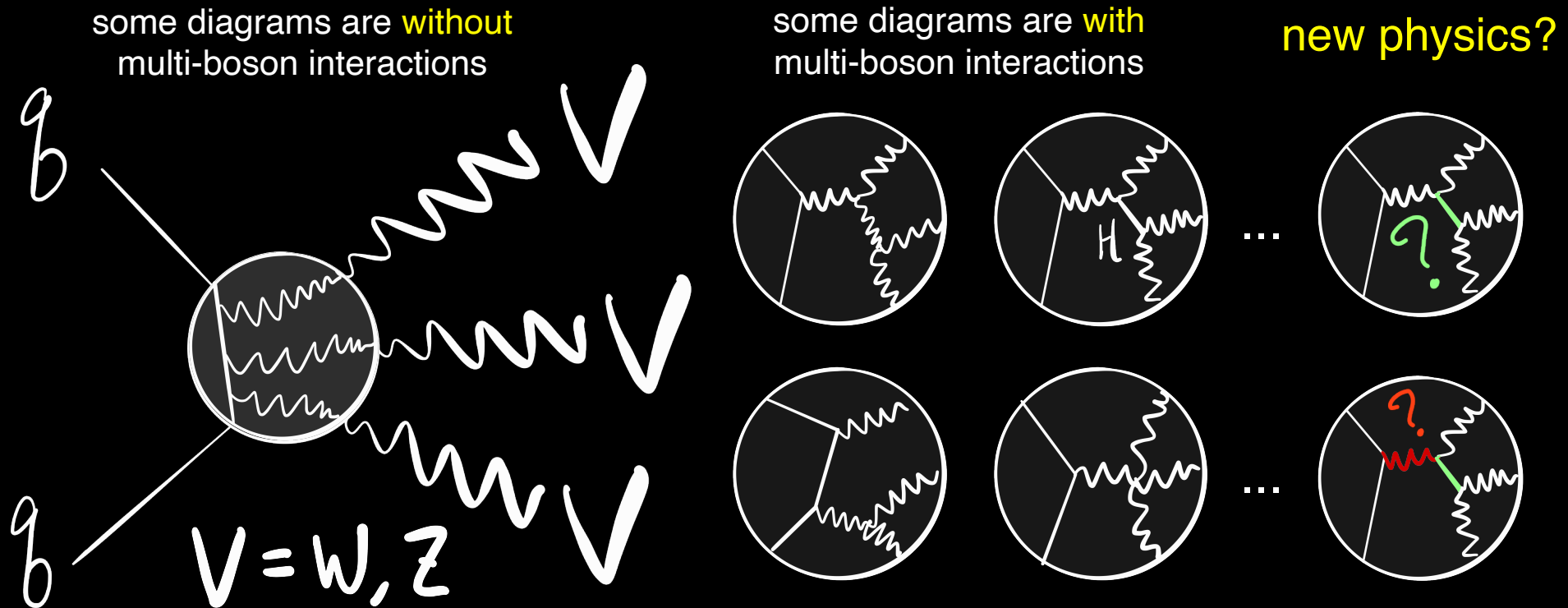


Details of multi-boson interaction determine multi-boson production rate

Study multi-boson production to study MBI

Consider multi-boson *production* process
Many diagrams contribute to the process

N. Craig, A. Hook, S. Kasko 1805.06538
K. Agashe, J. Collins, P. Du, S. Hong,
D. Kim, R. K. Mishra 1711.09920

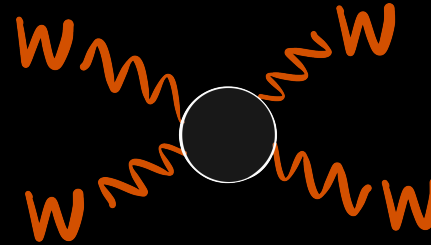
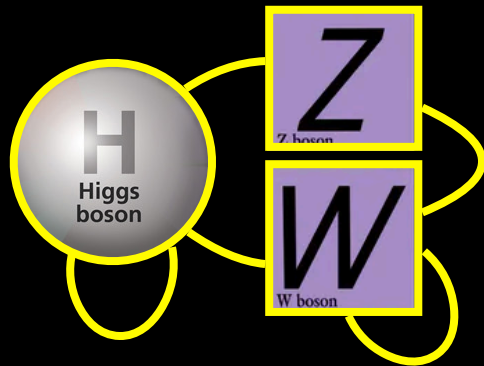


Details of multi-boson interaction determine multi-boson production rate
 \Rightarrow **If new physics, dynamics of EW sector could be altered**

Study multi-boson production to study MBI

Quick aside...

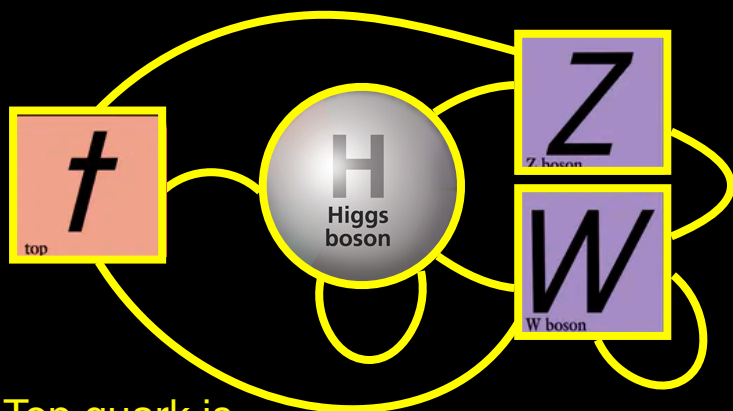
We must understand
multi-boson interactions



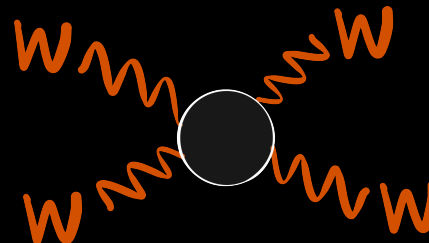
bad ~high energy
behavior
(Lee, Quigg, Thacker 1977)

Quick aside...

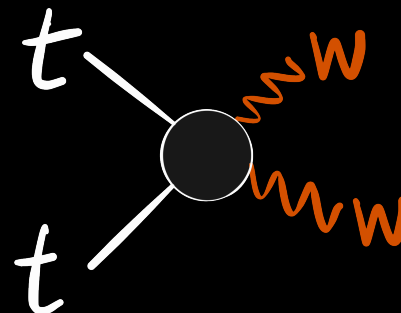
We must understand
~~multi-boson~~ interactions
massive-particle



Top quark is
also connected!



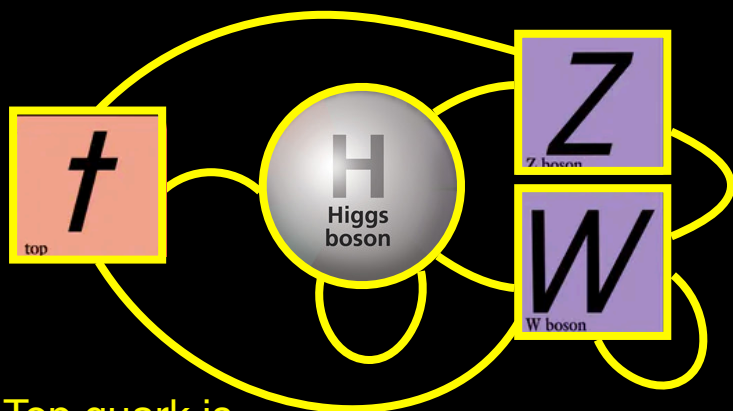
bad ~high energy
behavior
(Lee, Quigg, Thacker 1977)



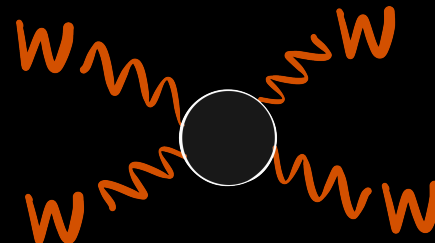
Also bad ~high
energy behavior
(Chanowitz, Furman, Hinchliffe 1978)

Quick aside...

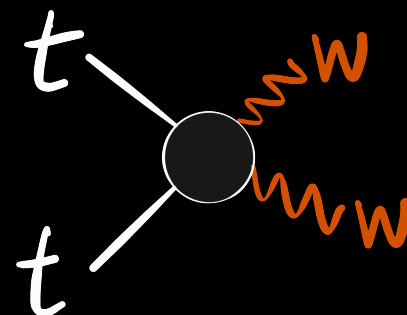
We must understand
~~multi-boson~~ interactions
massive-particle



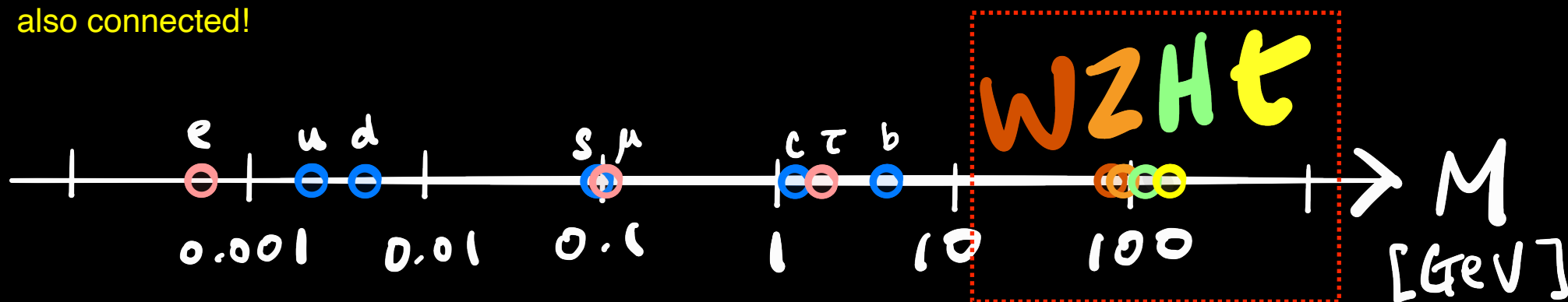
Top quark is
also connected!



bad ~high energy
behavior
(Lee, Quigg, Thacker 1977)

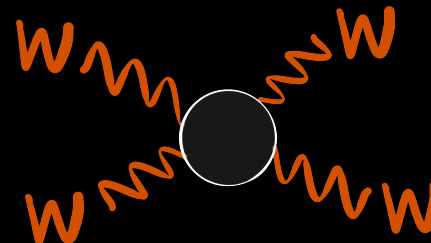


Also bad ~high
energy behavior
(Chanowitz, Furman, Hinchliffe 1978)

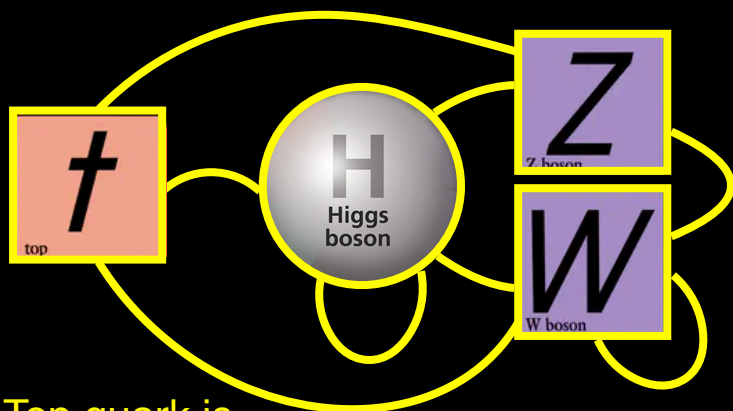


Quick aside...

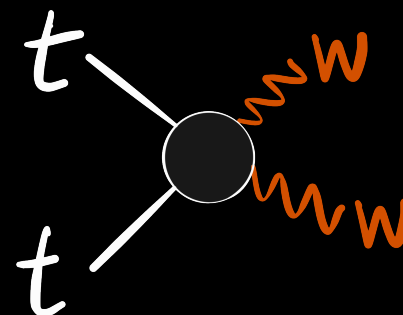
We must understand
~~multi-boson~~ interactions
massive-particle



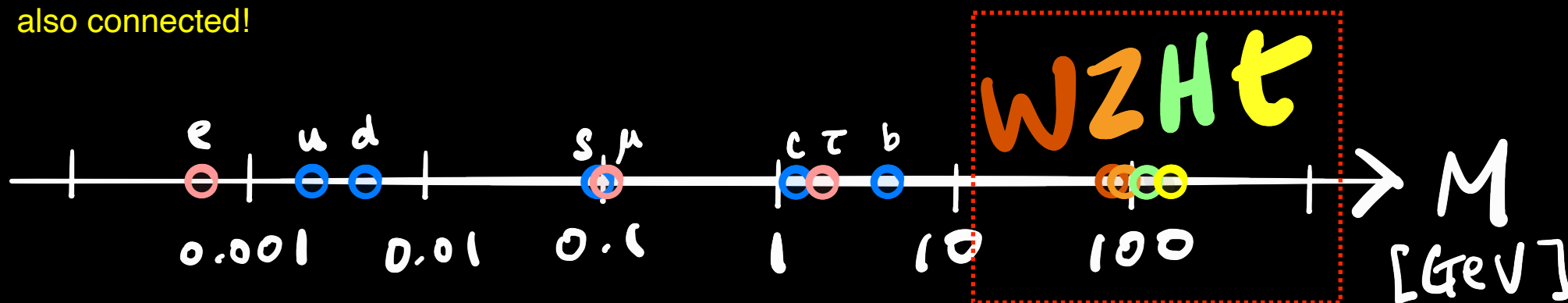
bad ~high energy
behavior
(Lee, Quigg, Thacker 1977)



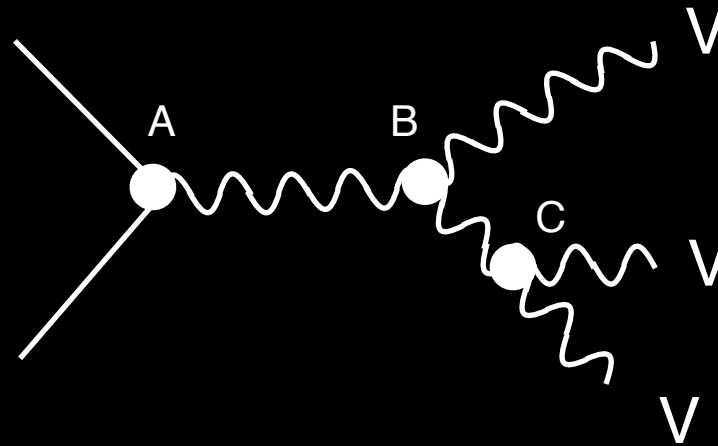
Top quark is
also connected!



Also bad ~high
energy behavior
(Chanowitz, Furman, Hinchliffe 1978)



Multi- X ($X = W, Z, H, t$) interactions must be studied



$$m_V \approx \sim 100 \text{ GeV}$$

Multi-boson productions (MBP) are *rare*

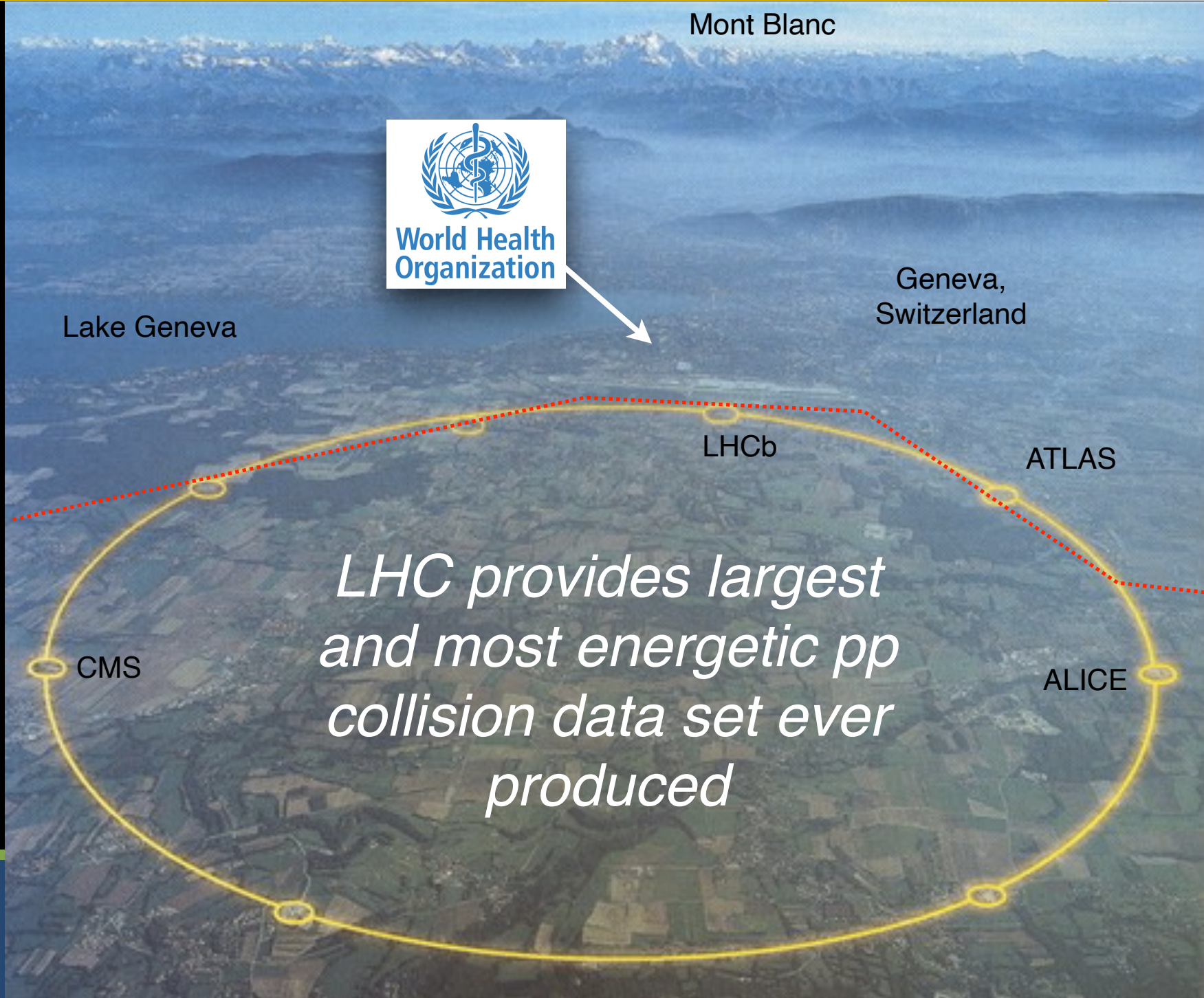
rare because need to produce multiple massive particles

rare because involves multiple electroweak vertices

Three massive gauge boson rate ~ 10 / Trillion pp coll. @ LHC

Probing MBP requires *energetic* and *large* data set

Large Hadron Collider at CERN





*LHC provides largest
and most energetic pp
collision data set ever
produced*

Large Hadron Collider at CERN

Lake Geneva

Mont Blanc

Geneva,
Switzerland

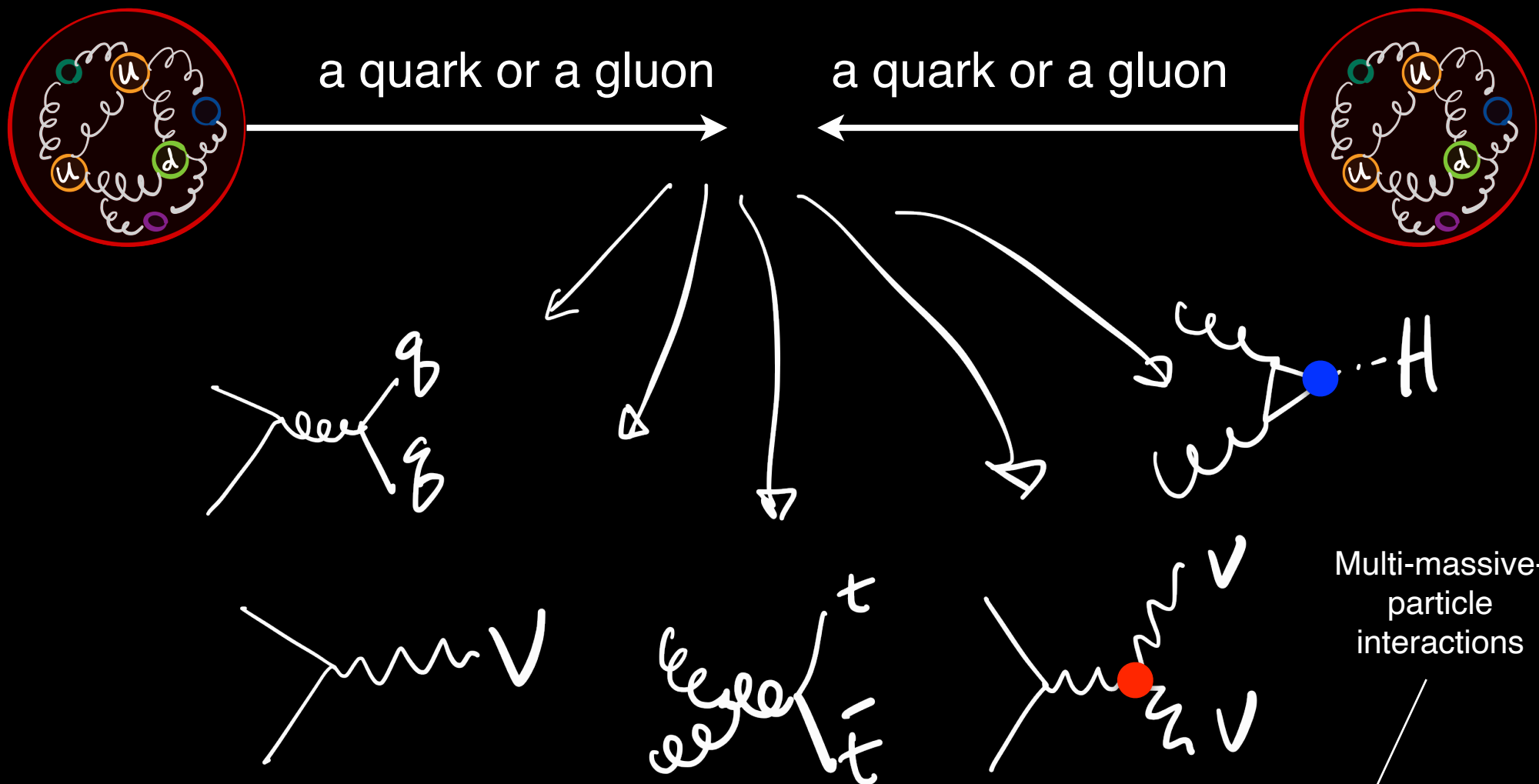


ATLAS

ALICE

LHC pp collision processes

Proton is a bag of quarks and gluons

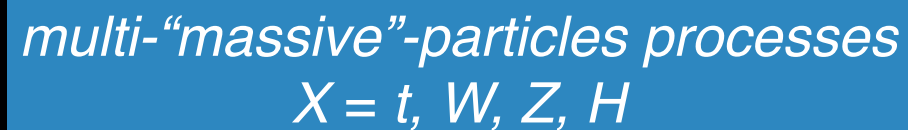


Common LHC processes rarely involve MMPIs

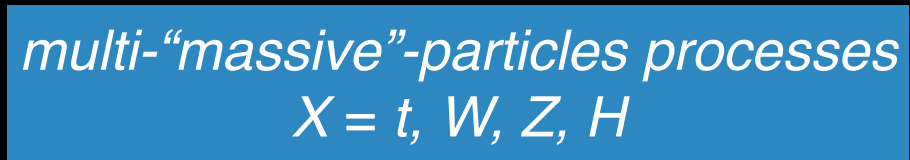
Chang
UCSD



Chang
UCSD



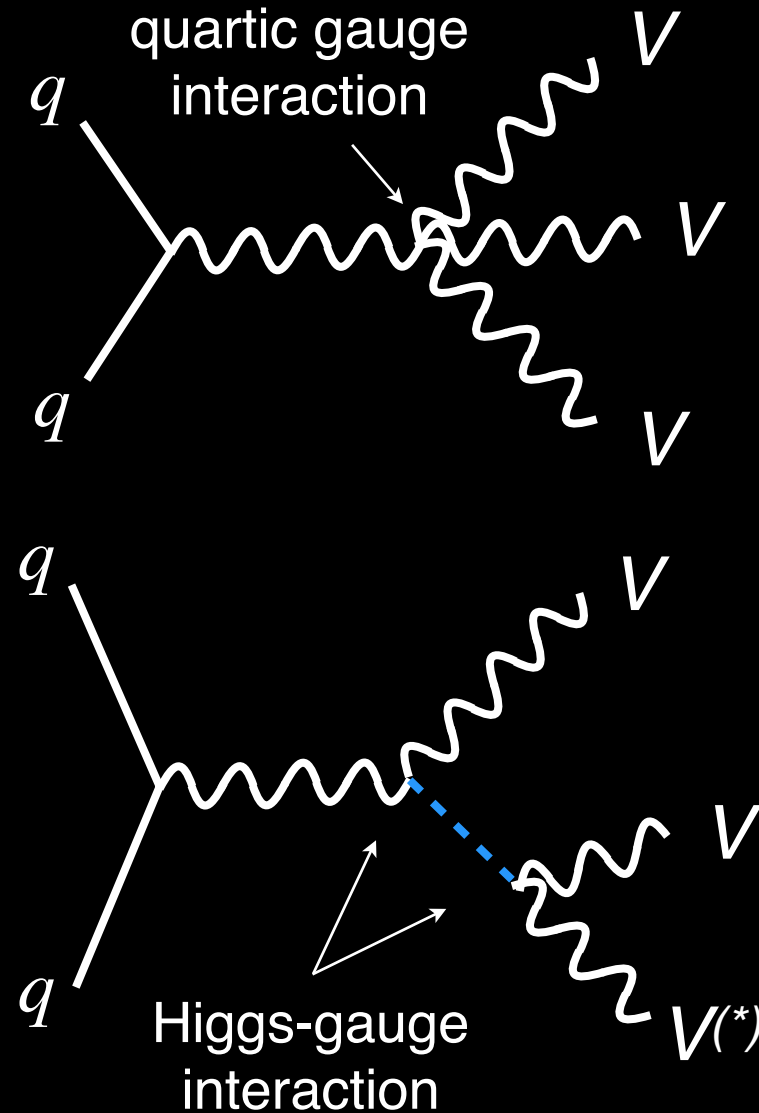
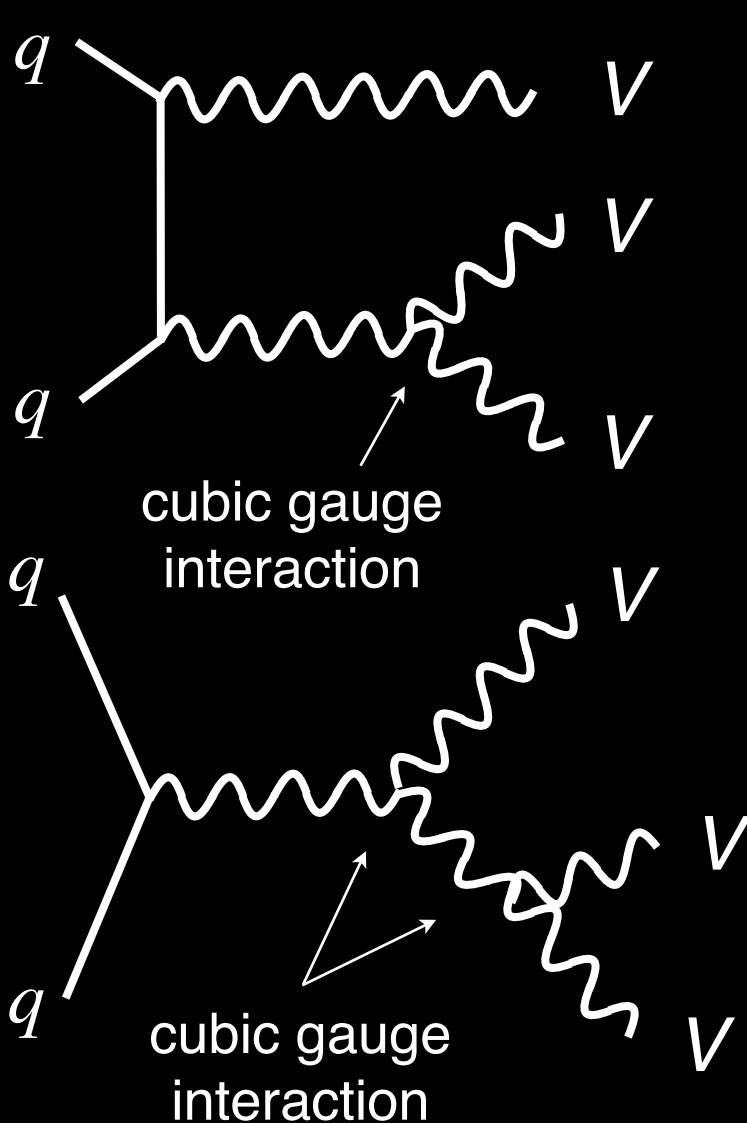
Chang
UCSD



Recent rapid progress in finding new final states

MBIs in VVV production ($V = W, Z$)

**Non-exhaustive set of VVV diagrams



Triboson processes contain many interesting MBIs

Targeting all VVV productions:

- $pp \rightarrow WWW$
- $pp \rightarrow WWZ$
- $pp \rightarrow WZZ$
- $pp \rightarrow ZZZ$

And the combined production of all $pp \rightarrow VVV$

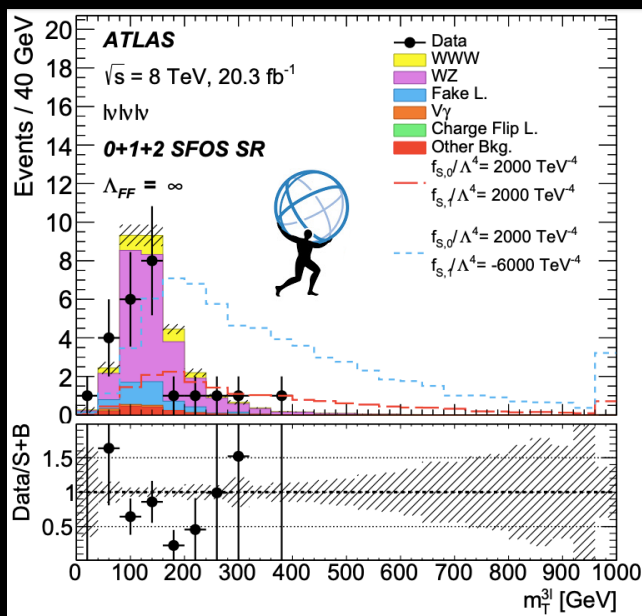
Today: Aim to establish VVV production with 5σ

Previous work on VVV physics



- ATLAS searched for WWW in 8 TeV: 0.96σ (1.05σ) [arXiv:1610.05088](#)

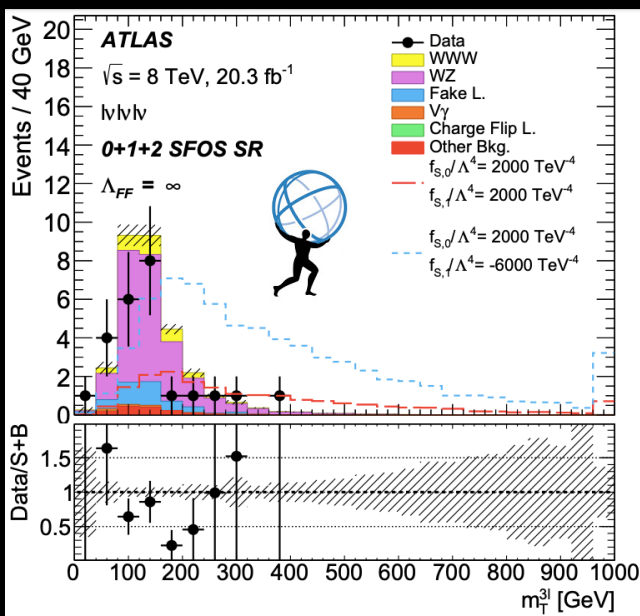
SMEFT Dim8 operator limit



[arXiv:1610.05088](#)

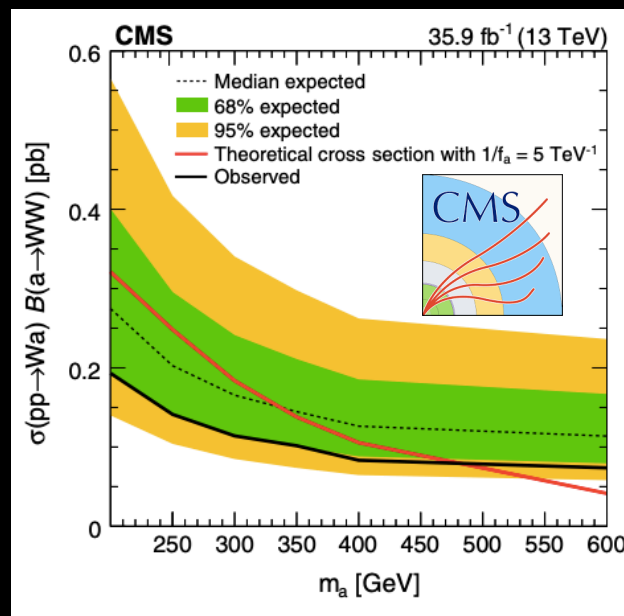
- ATLAS searched for WWW in 8 TeV: 0.96σ (1.05σ) [arXiv:1610.05088](#)
- CMS searched for WWW in 13 TeV 36 fb^{-1} : 0.6σ (1.78σ) [arXiv:1905.04246](#)

SMEFT Dim8 operator limit



[arXiv:1610.05088](#)

Axion-like-particle
triboson signature limit

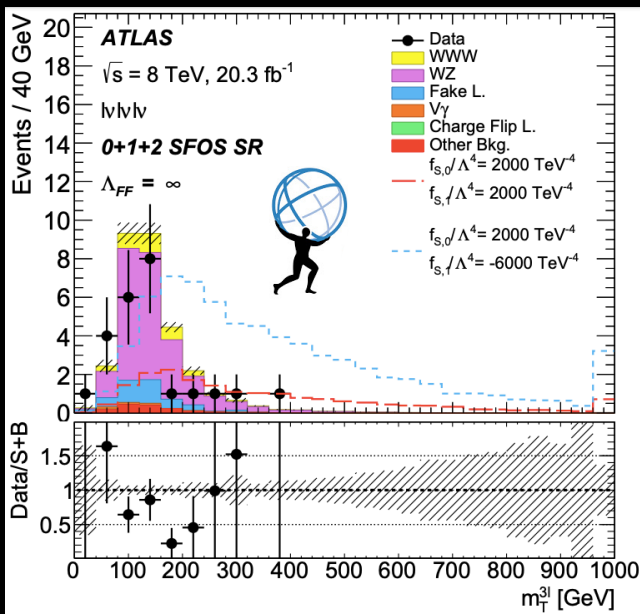


[arXiv:1905.04246](#)

Previous work on VVV physics

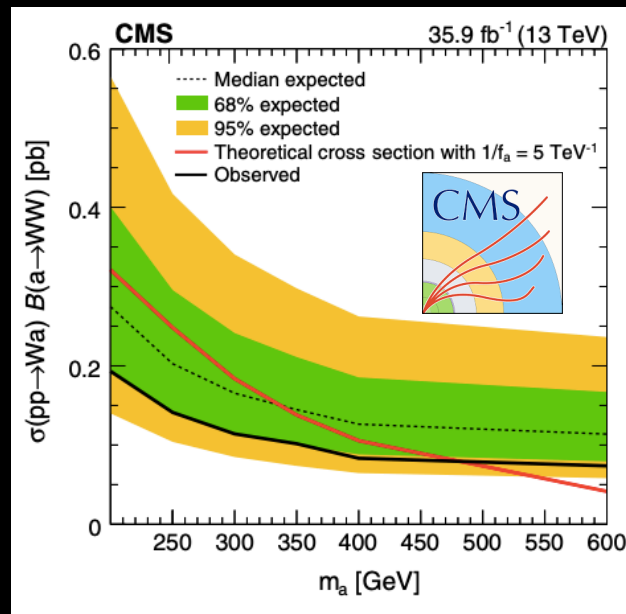
- ATLAS searched for WWW in 8 TeV: 0.96σ (1.05σ) [arXiv:1610.05088](#)
- CMS searched for WWW in 13 TeV 36 fb^{-1} : 0.6σ (1.78σ) [arXiv:1905.04246](#)
- ATLAS searched for VVV in 13 TeV 80 fb^{-1} : 4.1σ (3.1σ) [arXiv:1903.10415](#)

SMEFT Dim8 operator limit



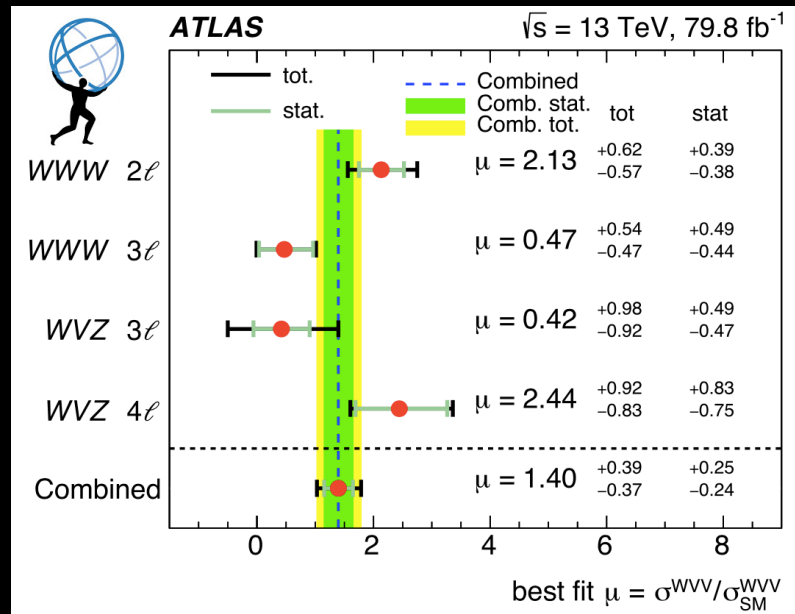
[arXiv:1610.05088](#)

Axion-like-particle triboson signature limit



[arXiv:1905.04246](#)

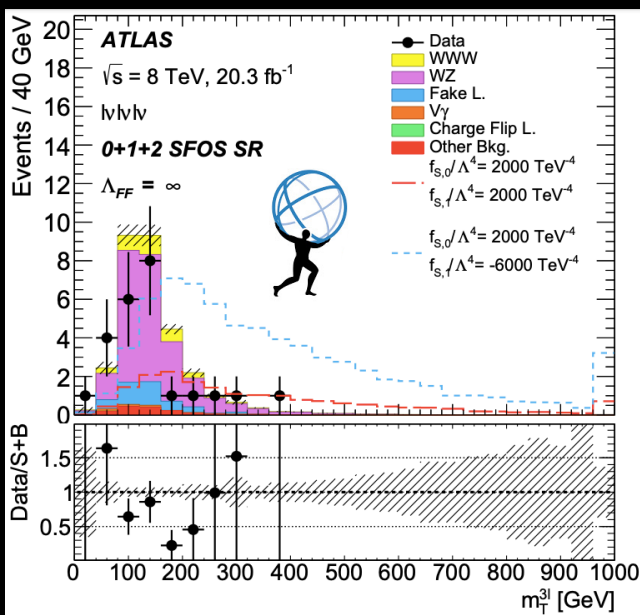
VVV evidence



[arXiv:1903.10415](#)

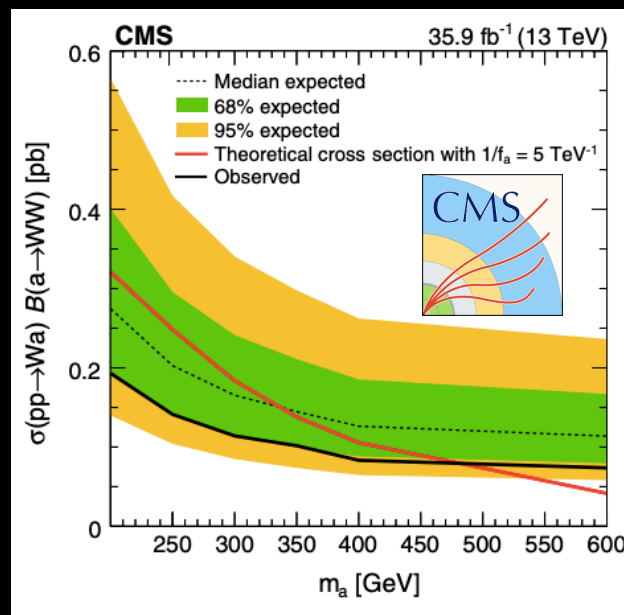
- ATLAS searched for WWW in 8 TeV: 0.96σ (1.05σ) arXiv:1610.05088
- CMS searched for WWW in 13 TeV 36 fb⁻¹: 0.6σ (1.78σ) arXiv:1905.04246
- ATLAS searched for VVV in 13 TeV 80 fb⁻¹: 4.1σ (3.1σ) arXiv:1903.10415

SMEFT Dim8 operator limit



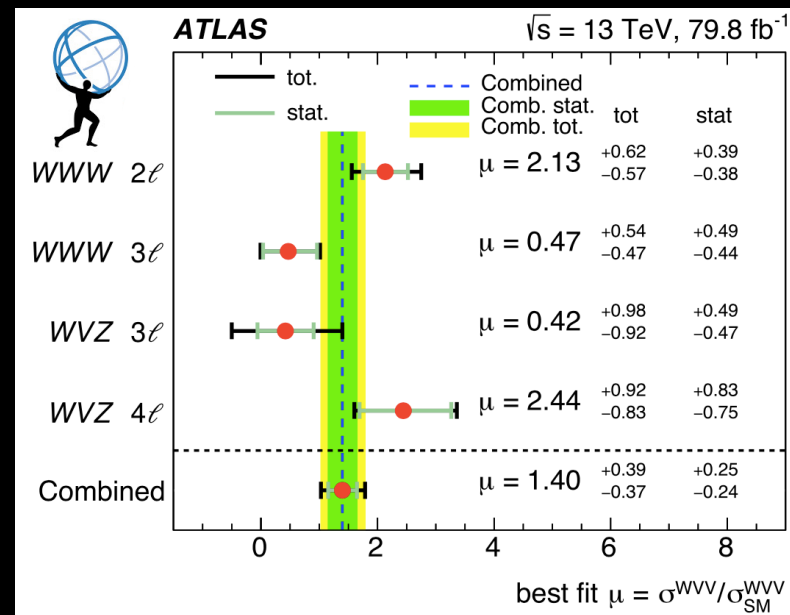
arXiv:1610.05088

Axion-like-particle
triboson signature limit



arXiv:1905.04246

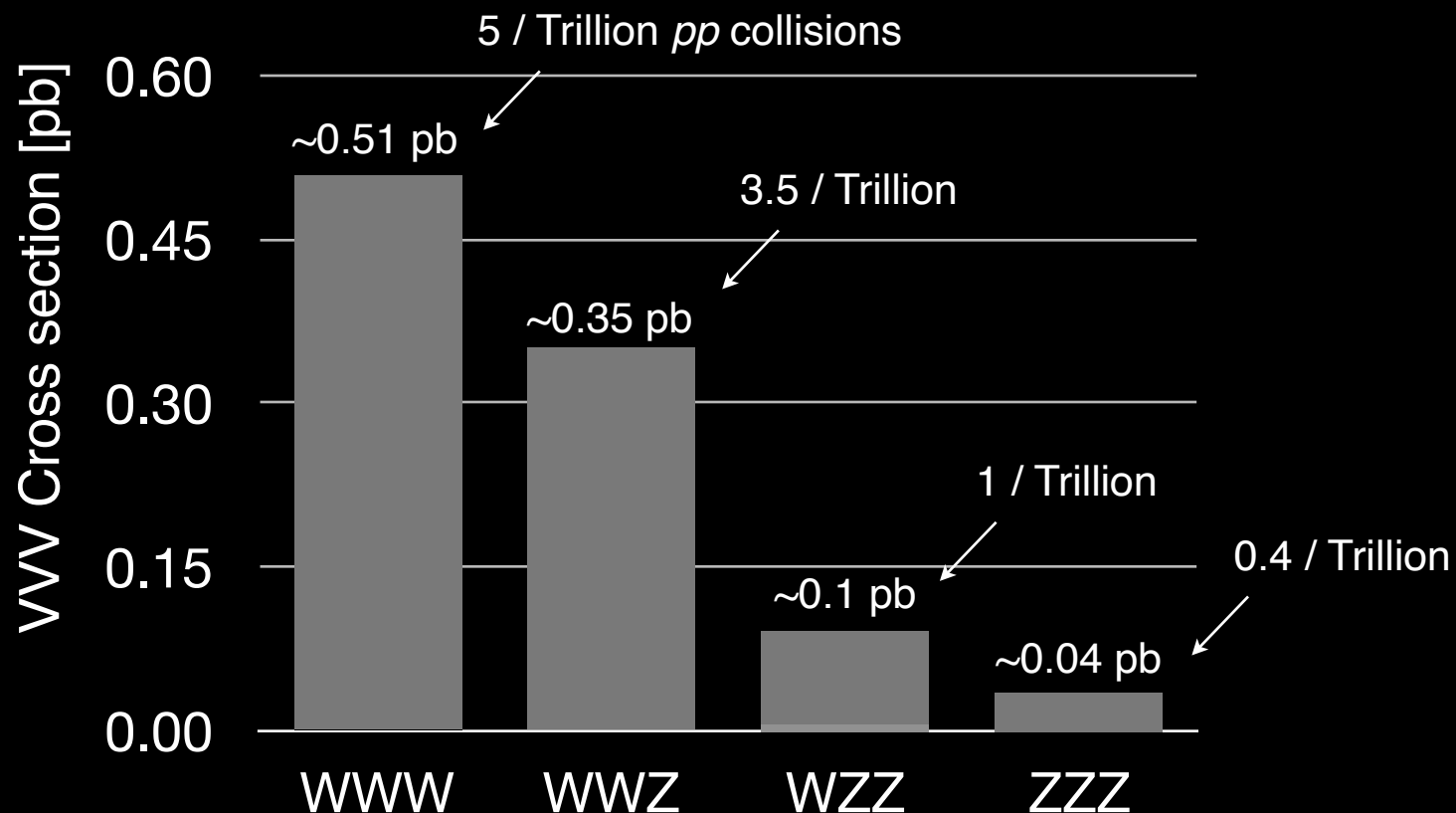
VVV evidence



arXiv:1903.10415

ATLAS / CMS have studied VVV to test SM / BSM

Production cross section decreases with more Z's

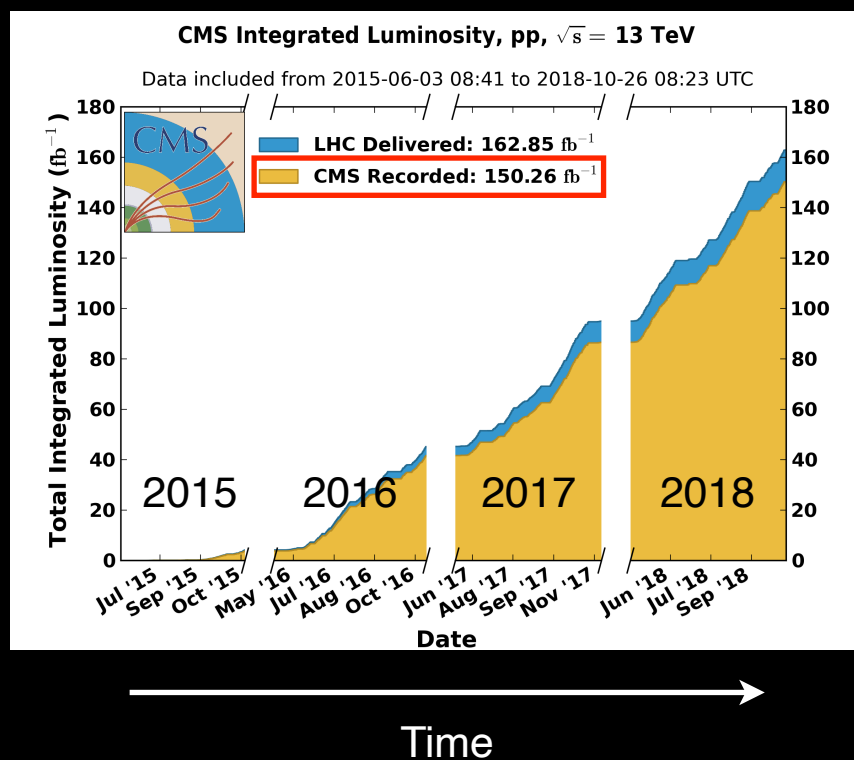


< 0.5 pb each VVV mode (rate @ LHC \sim few / Trillion)

- Run 2 data set
- 15000 Trillion pp collisions
- of which ~ 13700 Trillions are marked
“good for analysis”

⇒ **Total of 135K VVV events**
(between from 5K to 70K per mode)

More pp collisions ↑



VVV	N / Trillion	N total
VVV	10	135K
WWW	5	70K
WWZ	3.5	48K
WZZ	1	13K
ZZZ	0.4	5K

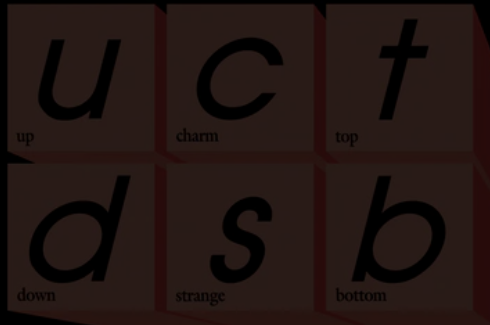
LHC's **large** data set provides $\sim 135K$ VVV events

But how do we select the interesting $O(1k-10k)$ events out of 10^{16} pp collision events?



⇒ Select events with specific features present in multi-boson but not in other background events

Experimental signature of W, Z bosons

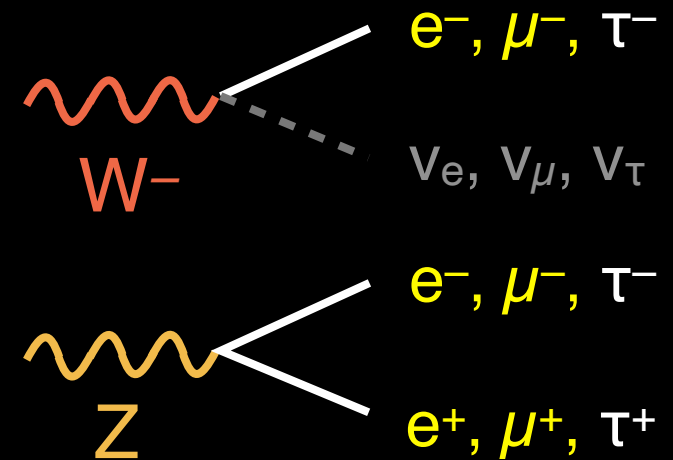
Quarks



Forces



Leptons



W's and Z's can most easily identified via electrons and muons

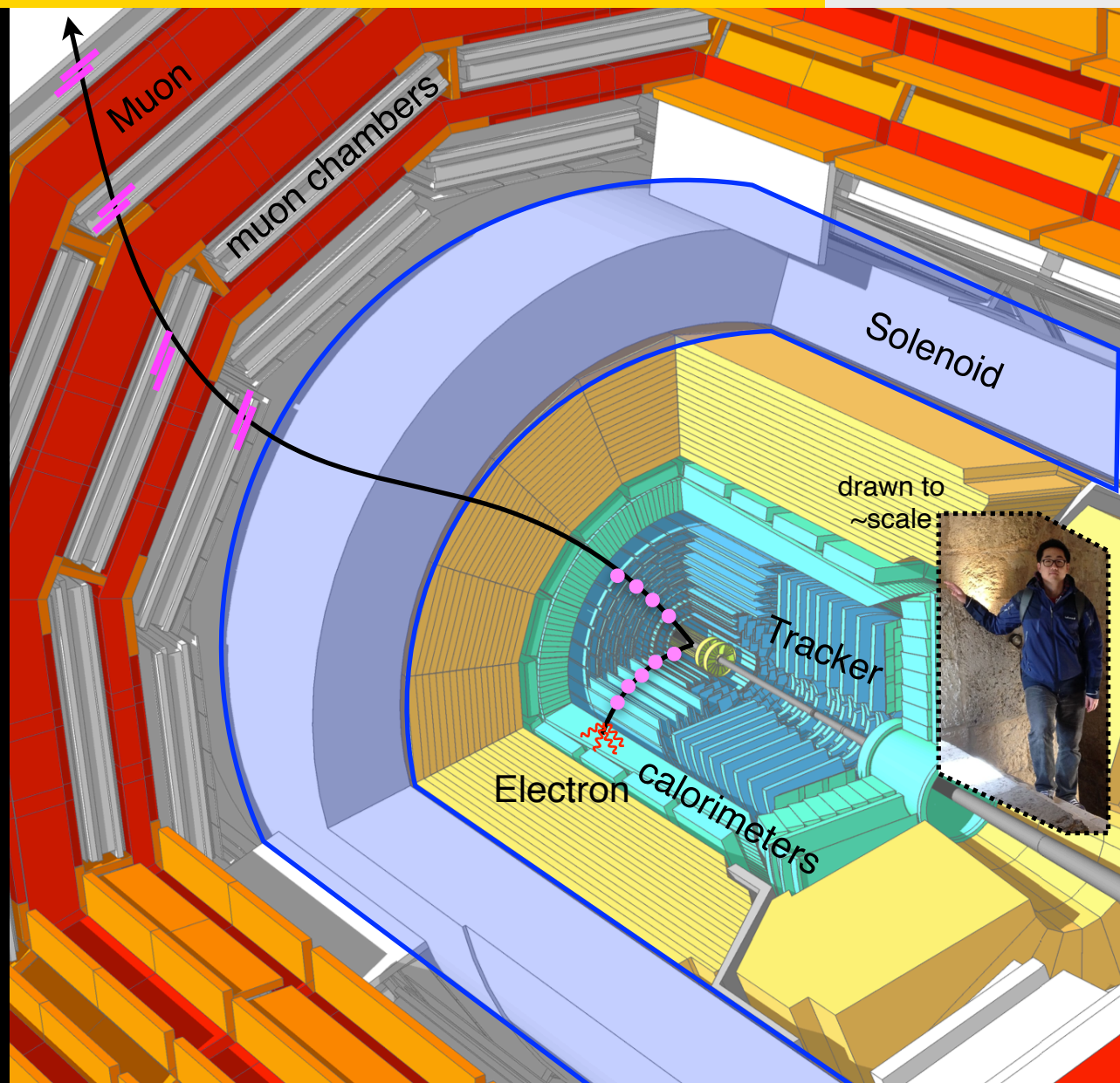
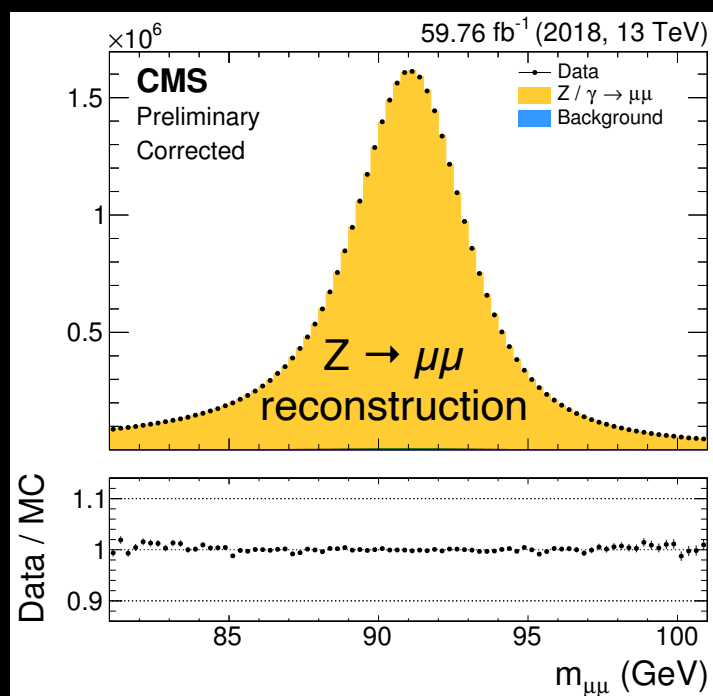
\therefore Multiple W's and Z's
 \Rightarrow Multiple e's and μ 's

W/Z's can be identified via **e and μ**

CMS detector measures e/μ very well

e/μ among the **best** measured particles at CMS by combining tracker, calorimeter, and chambers measurements

(1-2% resolution for well measured ones)




Excellent e/μ reconstruction and simulation at CMS

Classifying leptons' origins

Identifying e/μ is not
enough

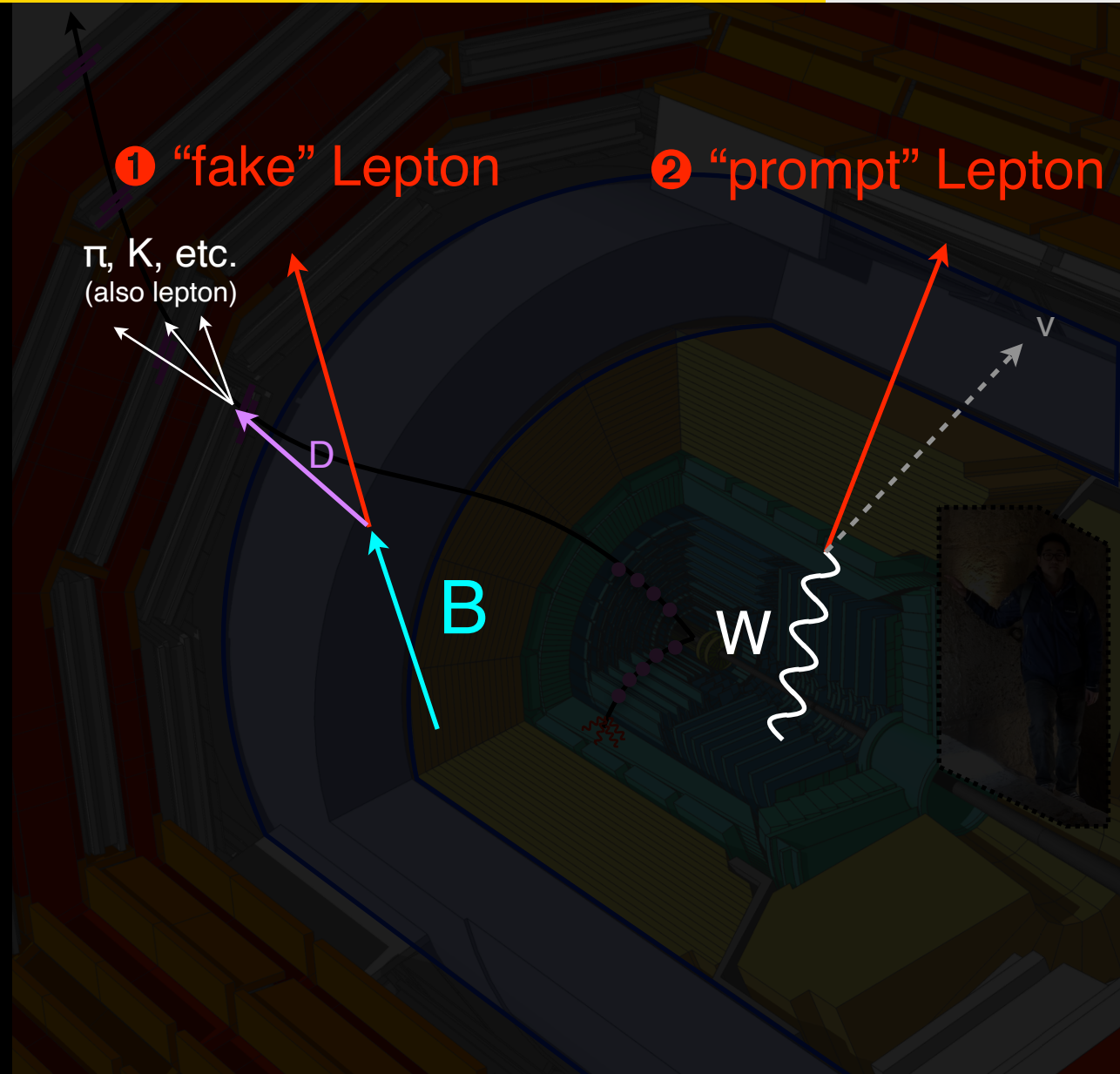
We need to further
classify the origin



Classifying leptons' origins

Identifying e/μ is not
enough

We need to further
classify the origin

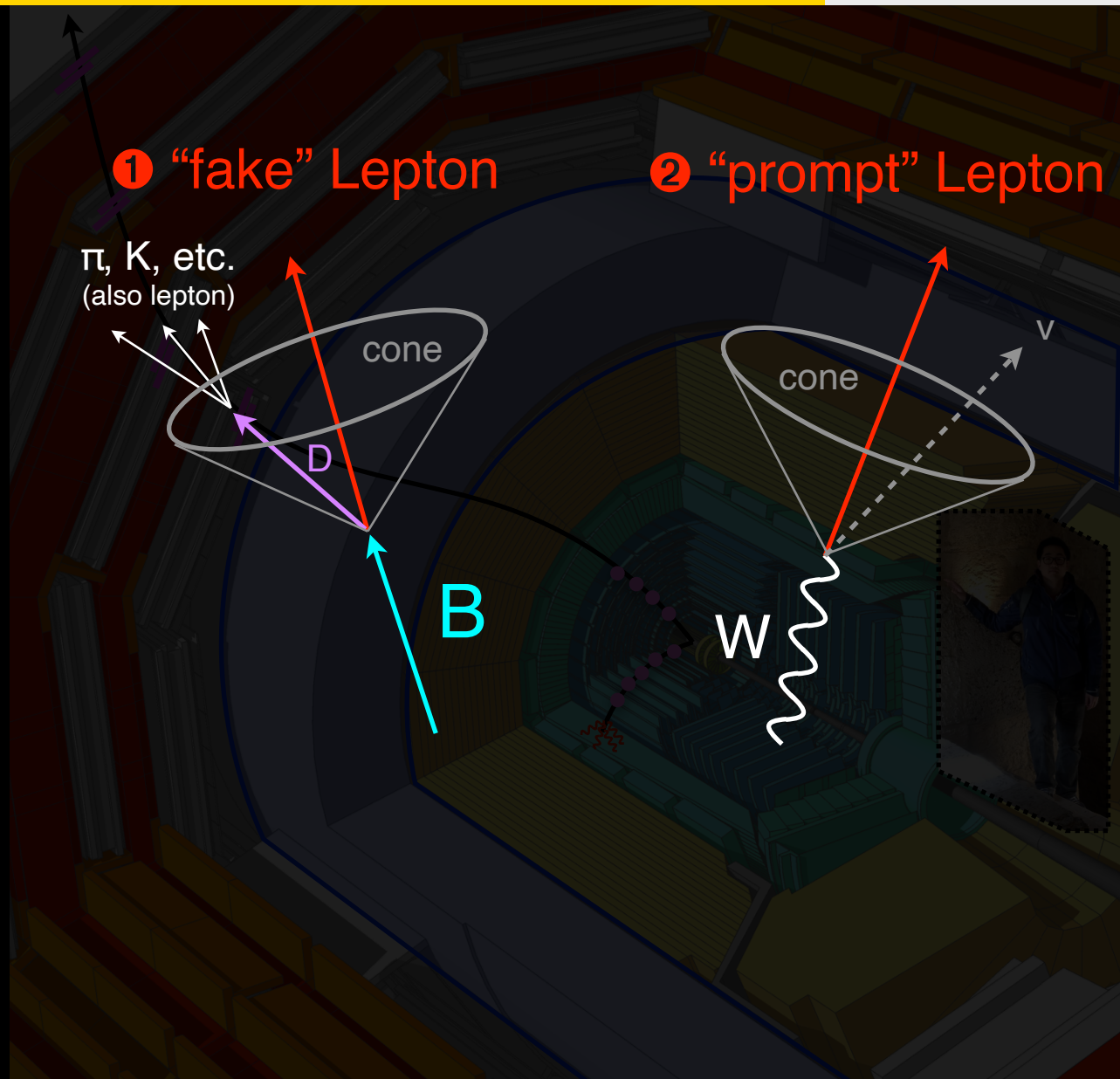


Classifying leptons' origins

Identifying e/μ is not enough

We need to further classify the origin

$$\text{Isolation} = \frac{\sum \text{"stuff" in cone } P_T}{P_{T,\text{Lepton}}}$$



Classifying leptons' origins

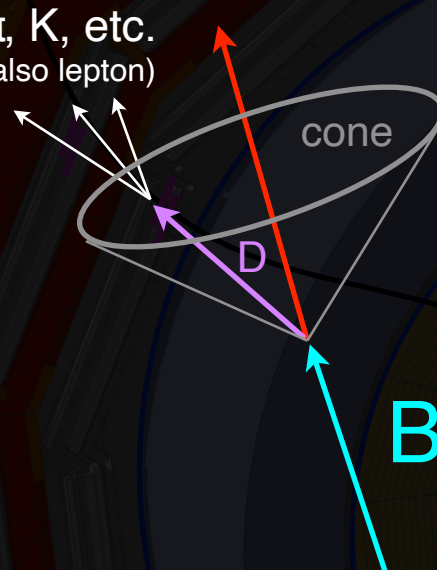
Identifying e/μ is not enough

We need to further classify the origin

$$\text{Isolation} = \frac{\sum \text{"stuff" in cone } P_T}{P_{T,\text{Lepton}}}$$

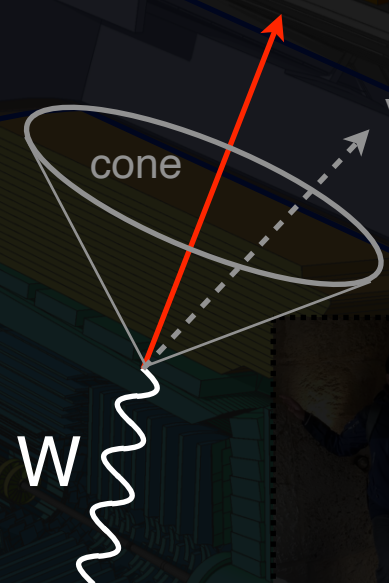
① “fake” Lepton

π , K, etc.
(also lepton)



non-isolated lepton
 \Rightarrow likely from hadrons

② “prompt” Lepton

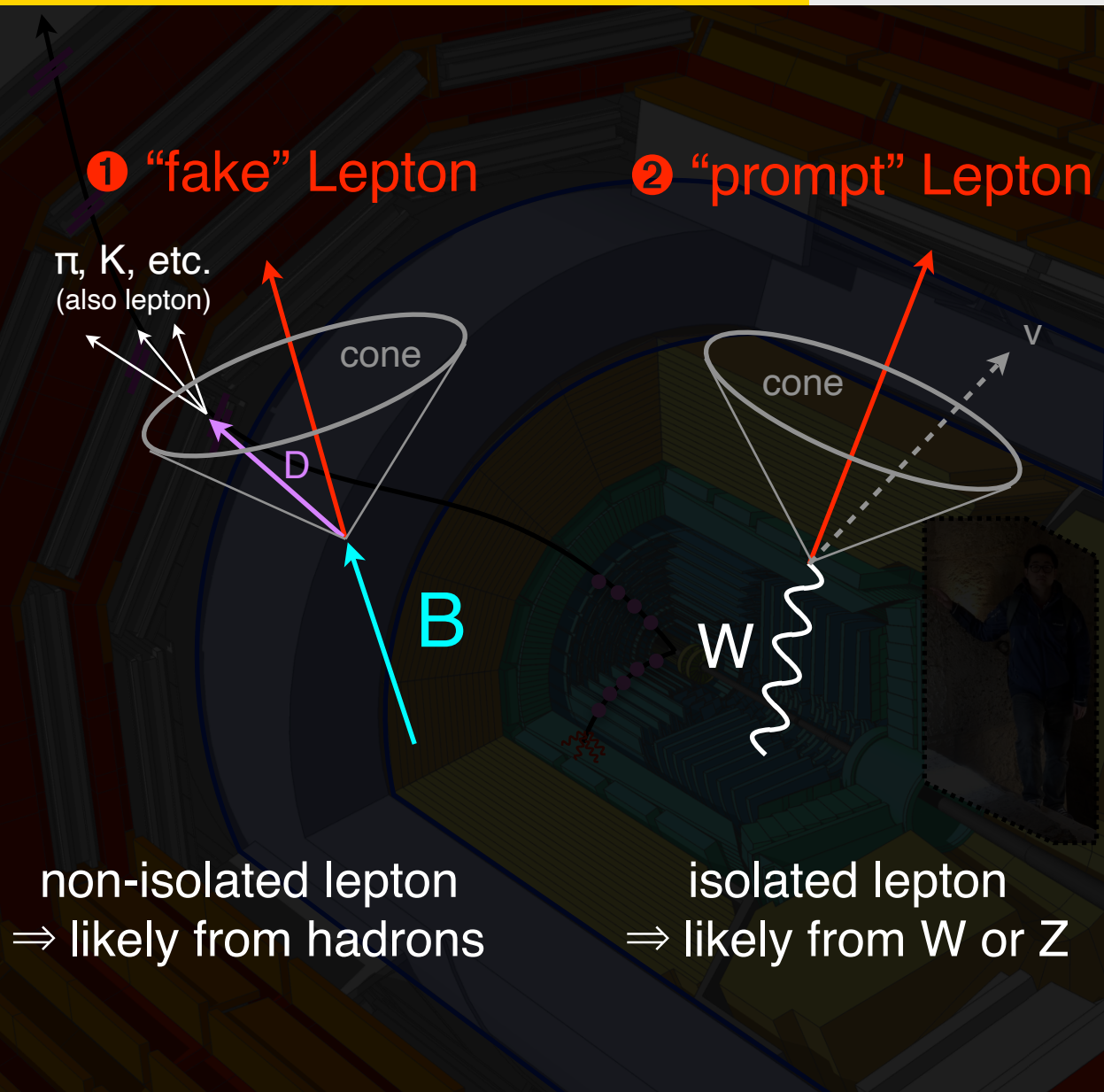


isolated lepton
 \Rightarrow likely from W or Z

Identifying e/μ is not enough

We need to further classify the origin


$$\text{Isolation} = \frac{\sum \text{"stuff" in cone } P_T}{P_{T,\text{Lepton}}}$$



Use isolation to suppress leptons from hadrons

1. Organize analyses by # of leptons (likely) from W / Z
2. Categorize by flavor of the leptons
3. Additional background suppression through smart choices
4. Reliably estimate the size of residual backgrounds
5. Observe VVV!

Smart humans and
smart machines
(Both cut / BDT)





Inclusive number
of events

VVV	#
WWW	70K
WWZ	48K
WZZ	13K
ZZZ	5K

**Expected # of events in Run 2

Fully leptonic decay channels of VVV



- Fraction of W, Z decays to e or μ :
- $\text{BR}(W \rightarrow e \text{ or } \mu) = 21\%$
- $\text{BR}(Z \rightarrow ee \text{ or } \mu\mu) = 7\%$

Inclusive number
of events

VVV	#
WWW	70K
WWZ	48K
WZZ	13K
ZZZ	5K



**Expected # of events in Run 2

Fully leptonic decay channels of VVV

- Fraction of W, Z decays to e or μ :
- $\text{BR}(W \rightarrow e \text{ or } \mu) = 21\%$
- $\text{BR}(Z \rightarrow ee \text{ or } \mu\mu) = 7\%$

cf. Run 1 had
~55 WWW evt.

Inclusive number
of events

VVV	#
WWW	70K
WWZ	48K
WZZ	13K
ZZZ	5K



Number of events when all V's decay to e or μ

VVV \rightarrow N leptons	Total BR	%	#
WWW \rightarrow 3 lepton + 3v	$(21\%)^3$	1	700
WWZ \rightarrow 4 lepton + 2v	$(21\%)^2(7\%)$	0.3	150
WZZ \rightarrow 5 lepton + 1v	$(21\%)(7\%)^2$	0.1	15
ZZZ \rightarrow 6 lepton	$(7\%)^3$	0.03	1.5

Run 2 data set allows to study various VVV modes for the first time

**Expected # of events in Run 2

Fully leptonic decay channels of VVV

- Fraction of W, Z decays to e or μ :
- $\text{BR}(W \rightarrow e \text{ or } \mu) = 21\%$
- $\text{BR}(Z \rightarrow ee \text{ or } \mu\mu) = 7\%$

cf. Run 1 had
~55 WWW evt.

Inclusive number
of events

VVV	#
WWW	70K
WWZ	48K
WZZ	13K
ZZZ	5K



Number of events when all V's decay to e or μ

VVV \rightarrow N leptons	Total BR	%	#
WWW \rightarrow 3 lepton + 3v	$(21\%)^3$	1	700
WWZ \rightarrow 4 lepton + 2v	$(21\%)^2(7\%)$	0.3	150
WZZ \rightarrow 5 lepton + 1v	$(21\%)(7\%)^2$	0.1	15
ZZZ \rightarrow 6 lepton	$(7\%)^3$	0.03	1.5

Run 2 data set allows to study various VVV modes for the first time

**Expected # of events in Run 2

Fully leptonic channels ~ a few to hundreds of events

In contrast, majority of the events decay with ≤ 2 leptons

Percentage of semi-leptonic or fully hadronic decay events
(i.e. 0, 1, or 2 leptons)

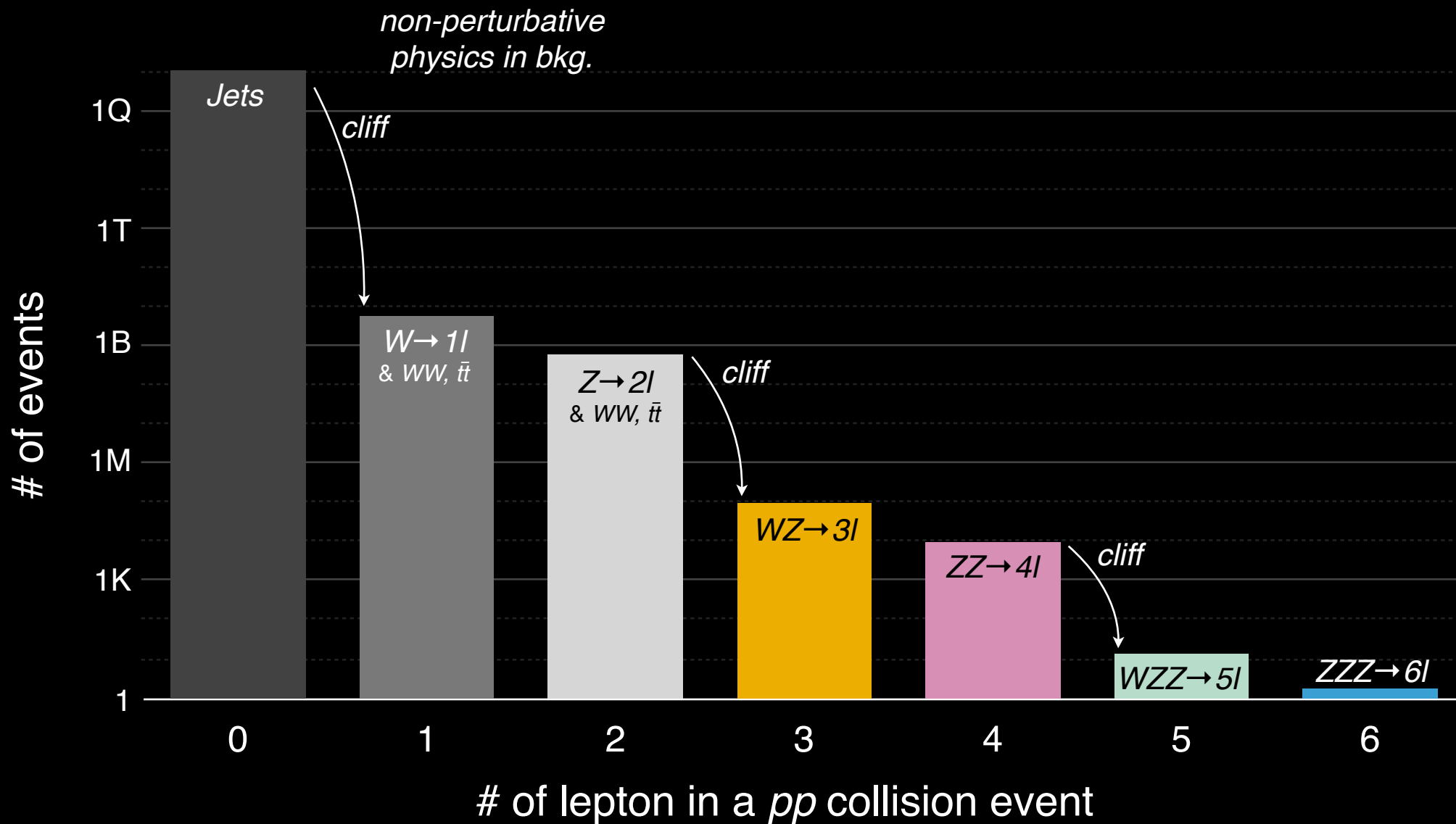
VVV	Total	%	Example
WWW	70K	99.0	WWW \rightarrow jj jj jj
WWZ	48K	99.7	WWZ \rightarrow lv jj jj
WZZ	13K	99.9	WZZ \rightarrow ll jj jj
ZZZ	5K	99.97	ZZZ \rightarrow ll jj vv

**Expected # of events in Run 2

Majority of the decays are semi-leptonic decays

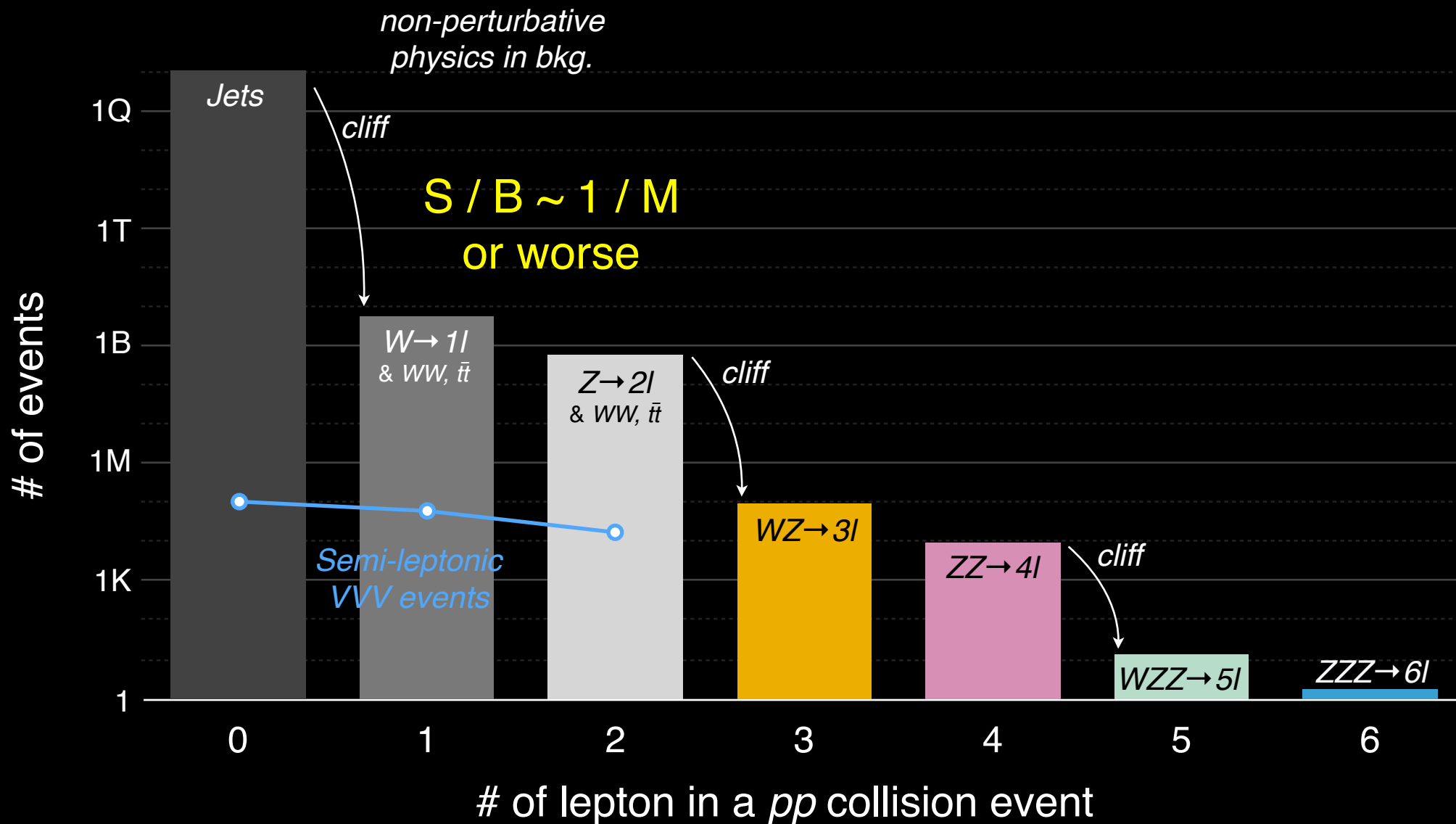
Choosing lepton channels to use

**N events estimated from W, Z, $t\bar{t}$, WW, WZ, ZZ, $t\bar{t}W$, WZZ, ZZZ cross section with theoretical branching fractions without detector effects and ignoring $\tau \rightarrow e, \mu$



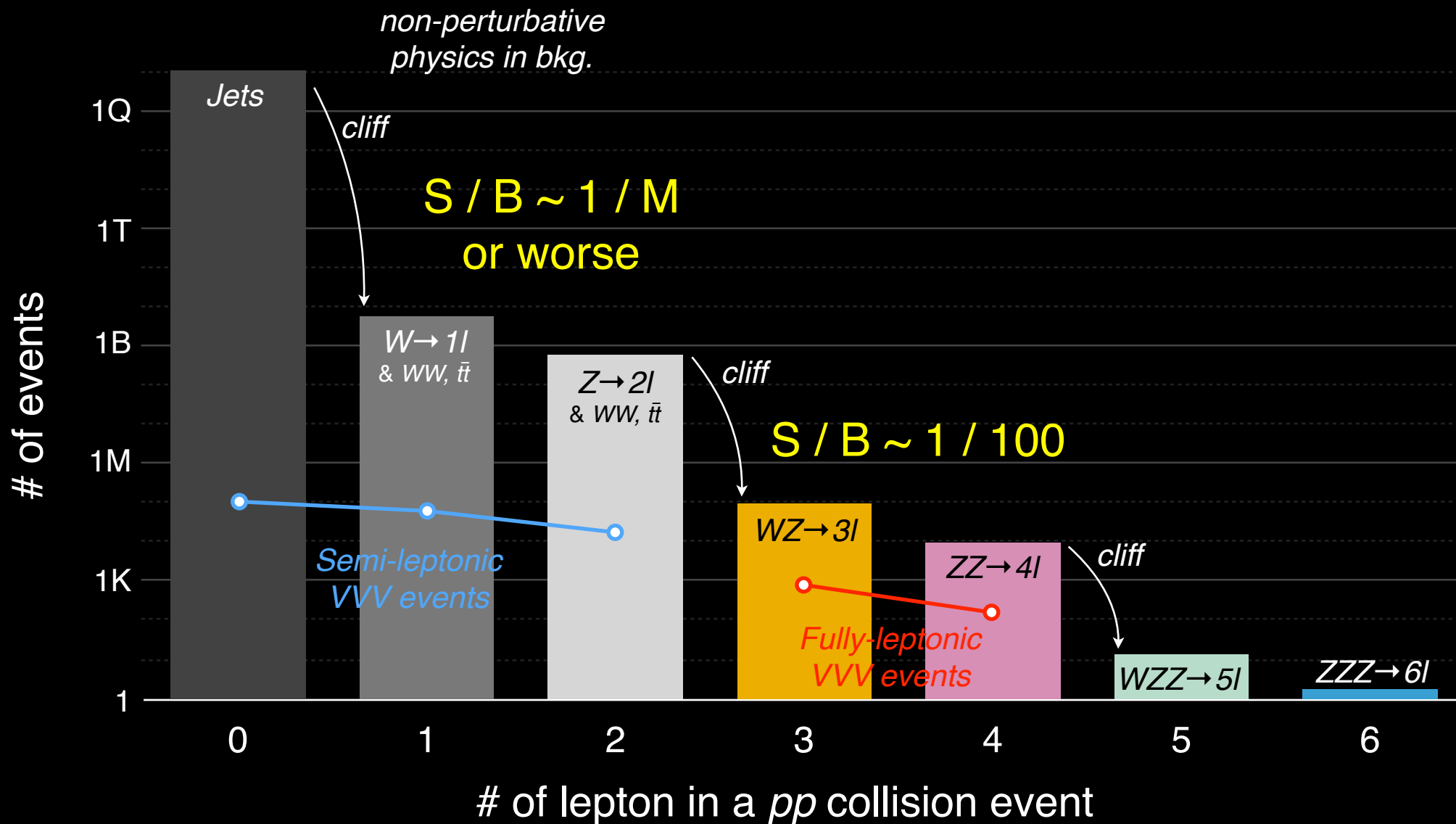
Choosing lepton channels to use

**N events estimated from W, Z, $t\bar{t}$, WW, WZ, ZZ, $t\bar{t}W$, WZZ, ZZZ cross section with theoretical branching fractions without detector effects and ignoring $\tau \rightarrow e, \mu$



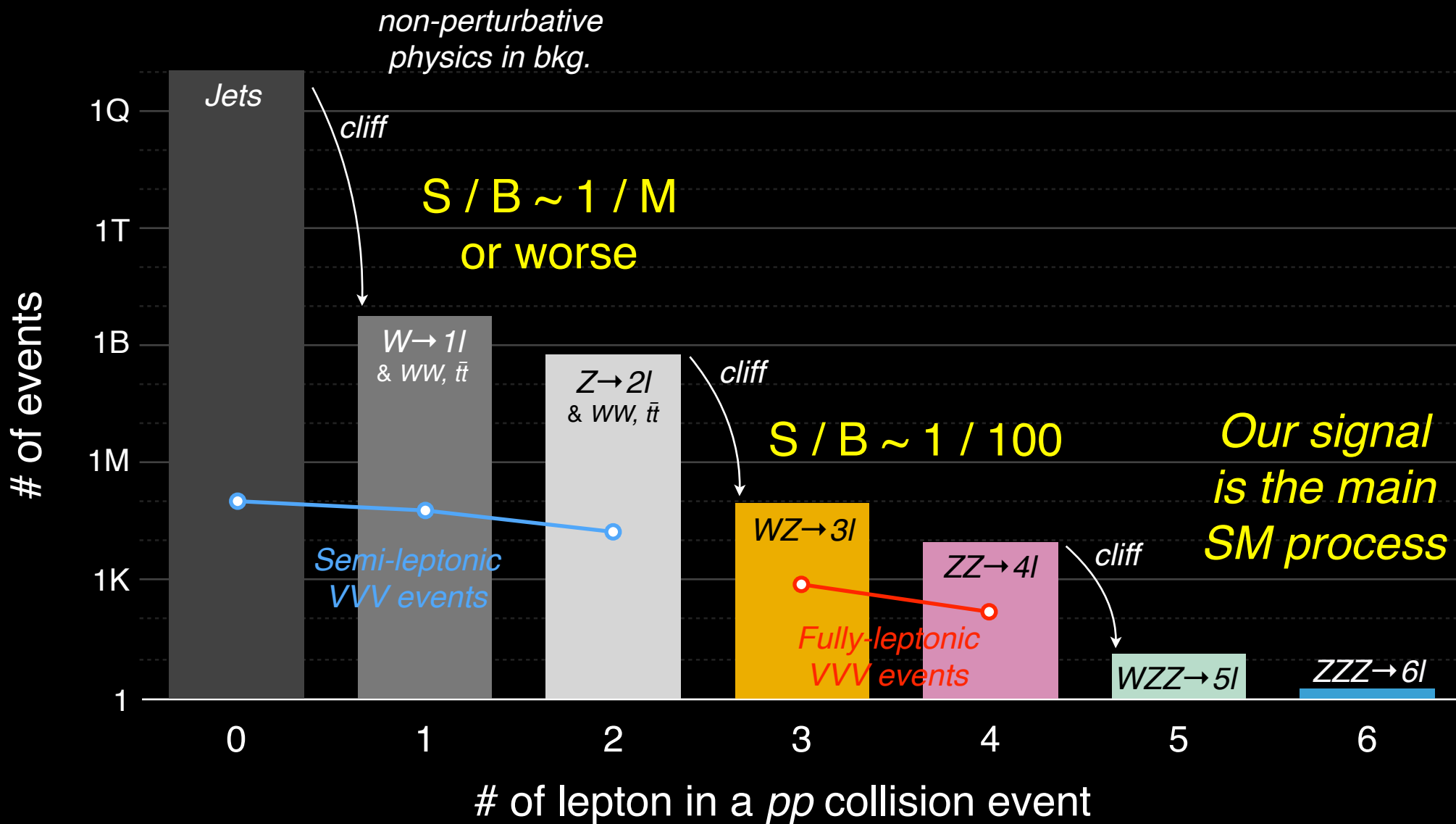
Choosing lepton channels to use

**N events estimated from W, Z, $t\bar{t}$, WW, WZ, ZZ, $t\bar{t}W$, WZZ, ZZZ cross section with theoretical branching fractions without detector effects and ignoring $\tau \rightarrow e, \mu$



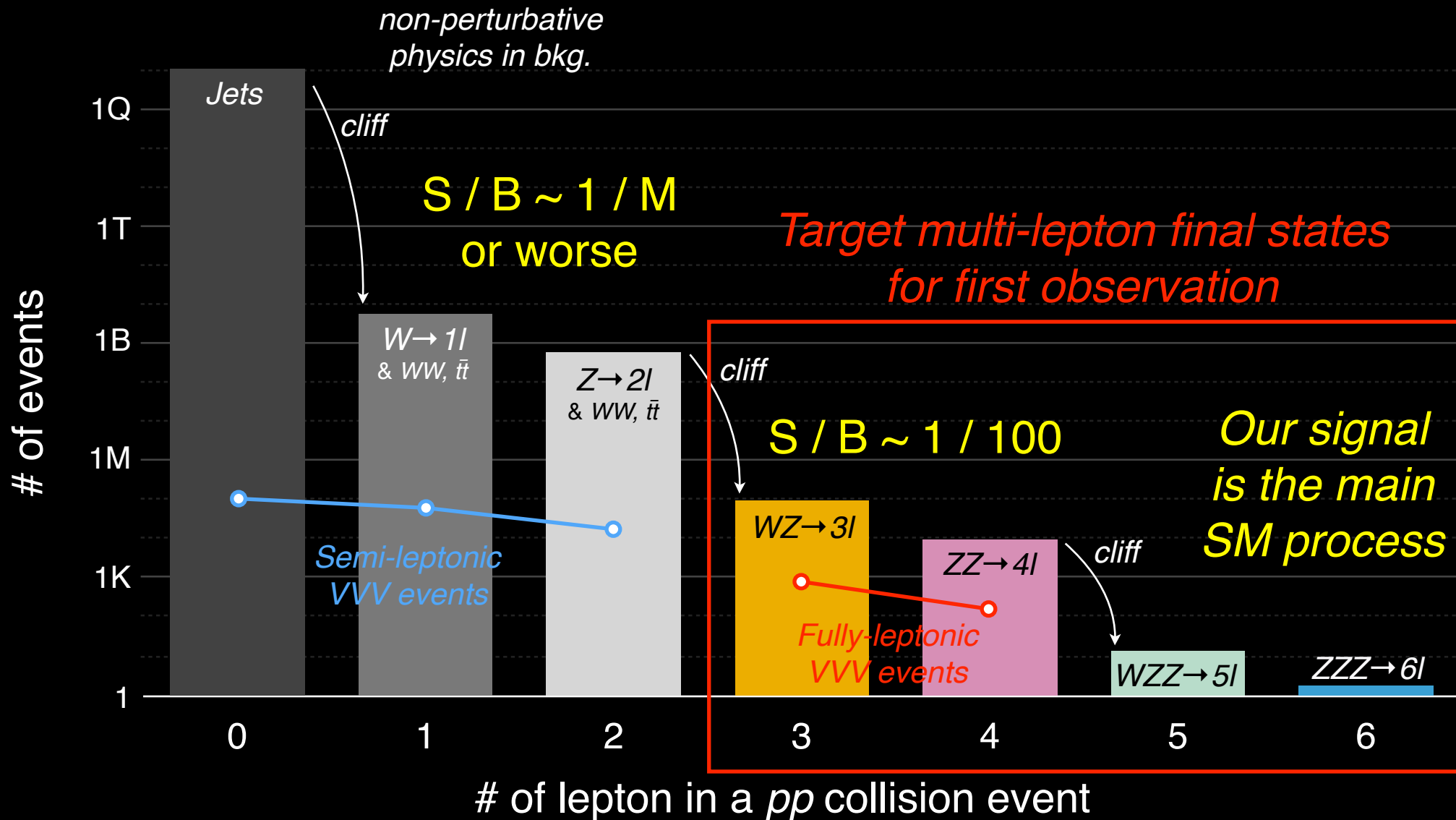
Choosing lepton channels to use

**N events estimated from W, Z, $t\bar{t}$, WW, WZ, ZZ, $t\bar{t}W$, WZZ, ZZZ cross section with theoretical branching fractions without detector effects and ignoring $\tau \rightarrow e, \mu$



Choosing lepton channels to use

**N events estimated from W, Z, $t\bar{t}$, WW, WZ, ZZ, $t\bar{t}W$, WZZ, ZZZ cross section with theoretical branching fractions without detector effects and ignoring $\tau \rightarrow e, \mu$



Target multi-lepton final states for first observation

		3 leptons	4 leptons	5 leptons	6 leptons
Signals		$W \rightarrow l\nu$	$W \rightarrow l\nu$	$W \rightarrow l\nu$	$Z \rightarrow ll$
		$W \rightarrow l\nu$	$W \rightarrow l\nu$	$Z \rightarrow ll$	$Z \rightarrow ll$
		$W \rightarrow l\nu$	$Z \rightarrow ll$	$Z \rightarrow ll$	$Z \rightarrow ll$
		~700 evt.	~140 evt.	~15 evt.	~1.5 evt.

***Minor cross-contamination exists (but negligible) and are taken care of properly at the final statistics procedure

Signals get disentangled by # of lepton bins

	Same-sign	3 leptons	4 leptons	5 leptons	6 leptons
Signals	$W^\pm \rightarrow l^\pm \nu$	$W \rightarrow l \nu$	$W \rightarrow l \nu$	$W \rightarrow l \nu$	$Z \rightarrow ll$
	$W^\pm \rightarrow l^\pm \nu$	$W \rightarrow l \nu$	$W \rightarrow l \nu$	$Z \rightarrow ll$	$Z \rightarrow ll$
	$W^\mp \rightarrow qq$	$W \rightarrow l \nu$	$Z \rightarrow ll$	$Z \rightarrow ll$	$Z \rightarrow ll$
	~2.5k evt.	~700 evt.	~140 evt.	~15 evt.	~1.5 evt.

Only hadronic decay

**SM does not produce same-sign dilepton very often

***Minor cross-contamination exists (but negligible) and are taken care of properly at the final statistics procedure

Signals get disentangled by # of lepton bins

There are many channels in this analysis (21 channels)

I will highlight few categories with high sensitivity

3 leptons 0SFOS channel

4 leptons $Z + e\mu$ channels

~~1. Organize analyses by # of leptons (likely) from W / Z~~

2. Categorize by flavor of the leptons

Smart humans and
smart machines
(Both cut / BDT)

3. Additional background suppression through smart choices

4. Reliably estimate the size of residual backgrounds

5. Observe VVV!

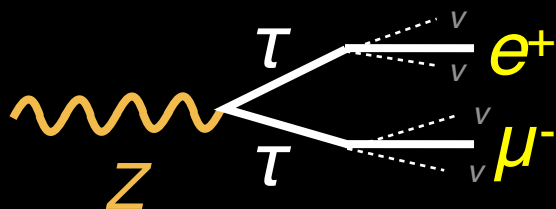
	3 leptons	4 leptons	5 leptons	6 leptons
Signals	$W \rightarrow l\nu$ $W \rightarrow l\nu$ $W \rightarrow l\nu$ ~700 evt.	$W \rightarrow l\nu$ $W \rightarrow l\nu$ $Z \rightarrow ll$ ~140 evt.	$W \rightarrow l\nu$ $Z \rightarrow ll$ $Z \rightarrow ll$ ~15 evt.	$Z \rightarrow ll$ $Z \rightarrow ll$ $Z \rightarrow ll$ ~1.5 evt.
Dominant Bkgs.	$WZ \rightarrow l\nu ll$ ~100K evt.	$ZZ \rightarrow ll ll$ ~10K evt.	$ZZ \rightarrow ll ll$ + fake lep “ $\times 10^{-3}$ ”	$ZZ \rightarrow ll ll$ + 2 fake lep “ $\times 10^{-6}$ ”
S / B	~1 / 100	~1 / 100	~1 / 1**	$\gg 1^{**}$

How to improve S / B by ~100?

**fake lepton is
“~per mille” effect

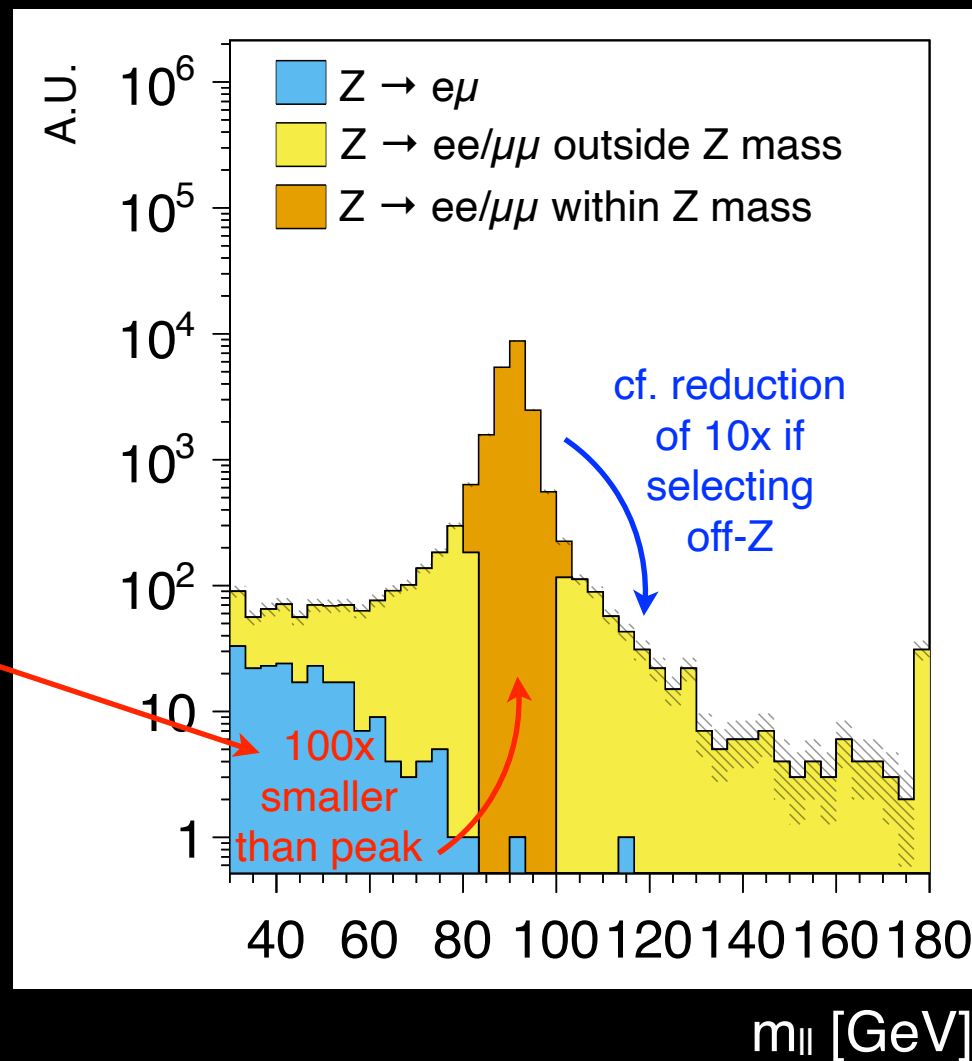
Dominant background is diboson process (WZ, ZZ)

Features of $Z \rightarrow \ell\ell$ decay



If one selects $e\mu$ final state, Z is reduced by **2 orders** of magnitude
(e, μ from τ are soft)

Plot of dilepton mass from $Z \rightarrow \ell\ell$ decay

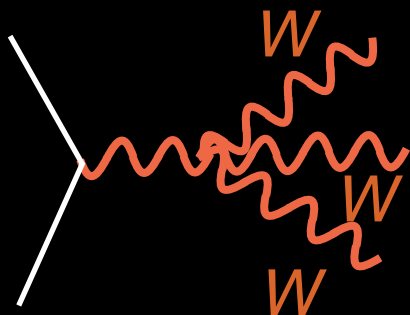


**Simulated w/ MadGraph/Pythia/Delphes with 25/10 GeV P_T cuts

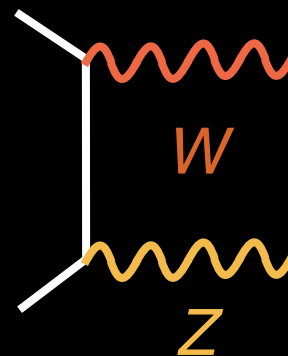
Z decays predominantly to $ee/\mu\mu$ on-shell

WWW signal

Background



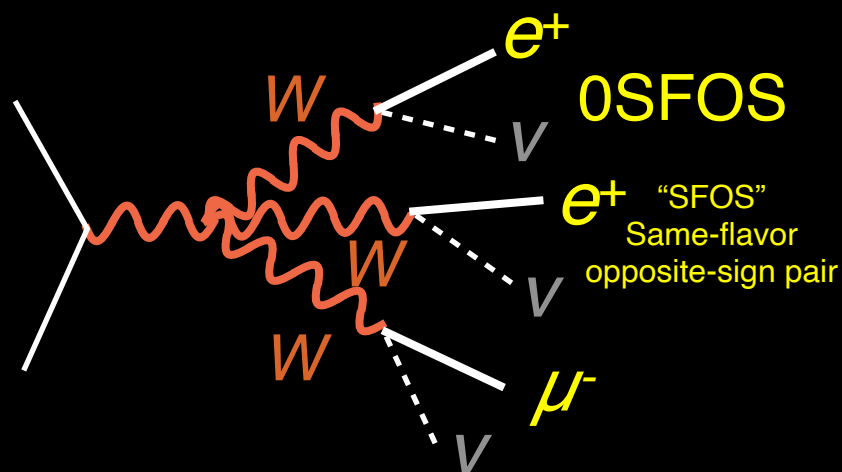
$pp \rightarrow WWW$



$pp \rightarrow WZ$

Flavor choice can suppress WZ by 100x

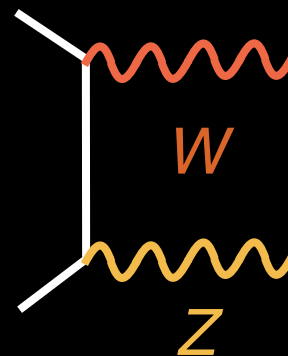
WWW signal



$$pp \rightarrow WWW \rightarrow e^+e^+\mu^-$$

Same for
 $e^-e^-\mu^+, \mu^+\mu^+e^-, \mu^-\mu^-e^+$

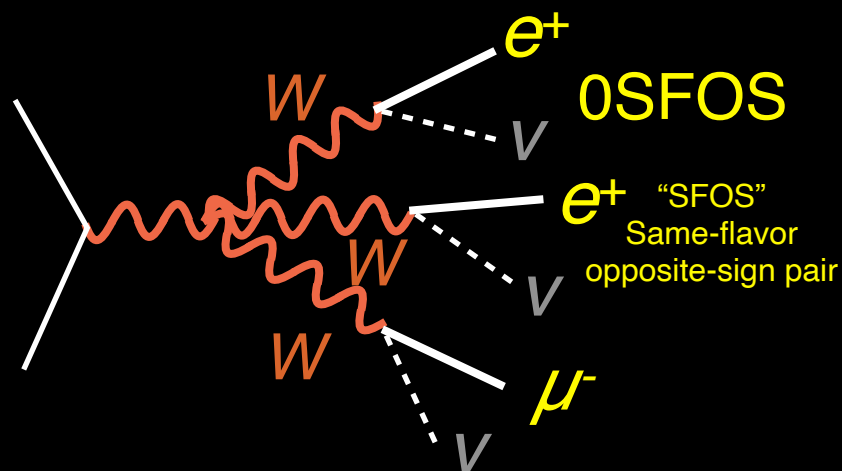
Background



$$pp \rightarrow WZ$$

Flavor choice can suppress WZ by 100x

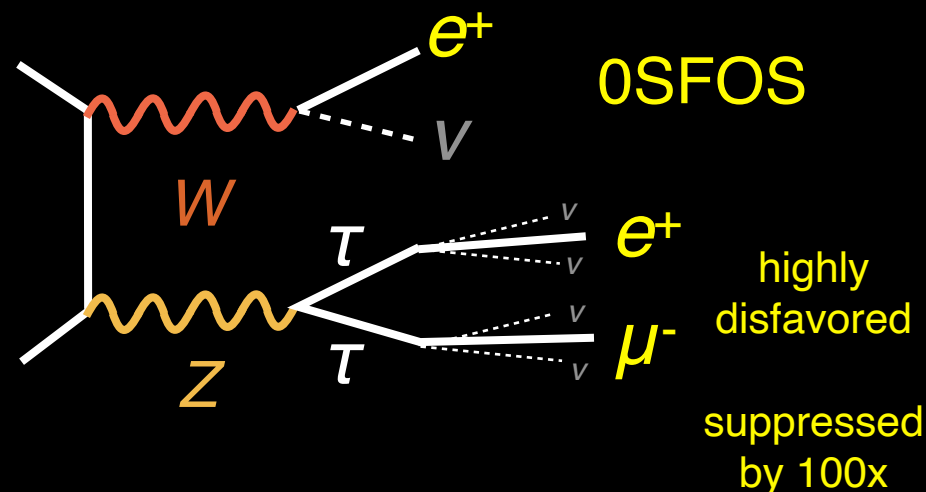
WWW signal



$$pp \rightarrow WWW \rightarrow e^+e^+\mu^-$$

Same for
 $e^-e^-\mu^+$, $\mu^+\mu^+e^-$, $\mu^-\mu^-e^+$

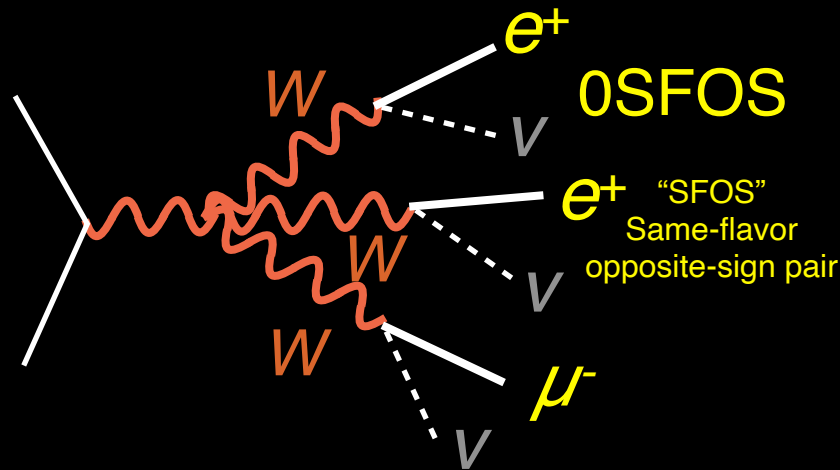
Background



$$pp \rightarrow WZ \rightarrow e^+e^+\mu^-$$

Flavor choice can suppress WZ by 100x

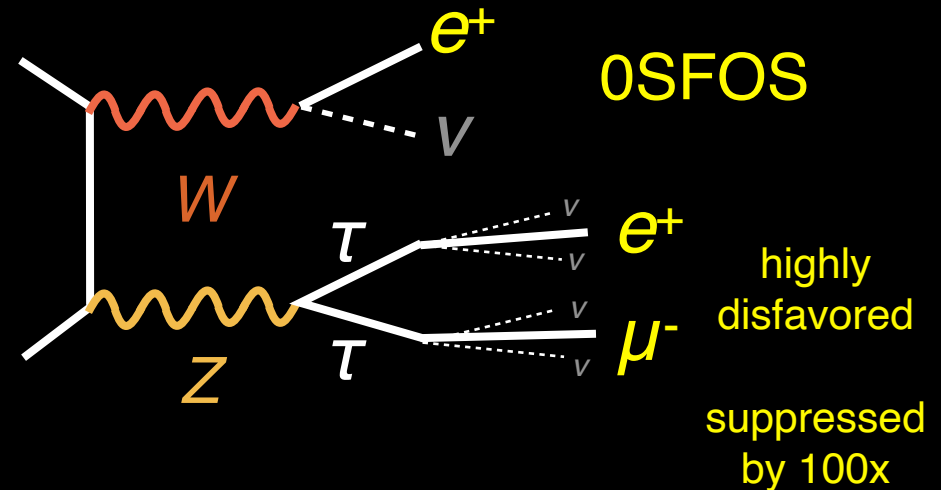
WWW signal



$$pp \rightarrow WWW \rightarrow e^+e^+\mu^-$$

Same for
 $e^-e^-\mu^+$, $\mu^+\mu^+e^-$, $\mu^-\mu^-e^+$

Background



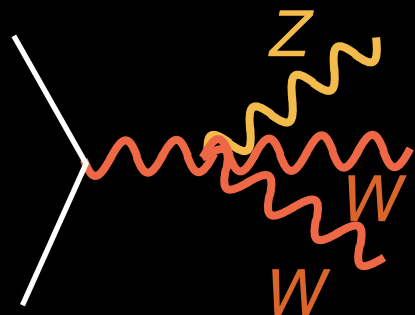
$$pp \rightarrow WZ \rightarrow e^+e^+\mu^-$$

\Rightarrow 0SFOS channel

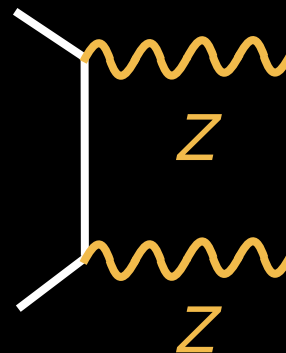
Flavor choice can suppress WZ by 100x

WWZ signal

Background



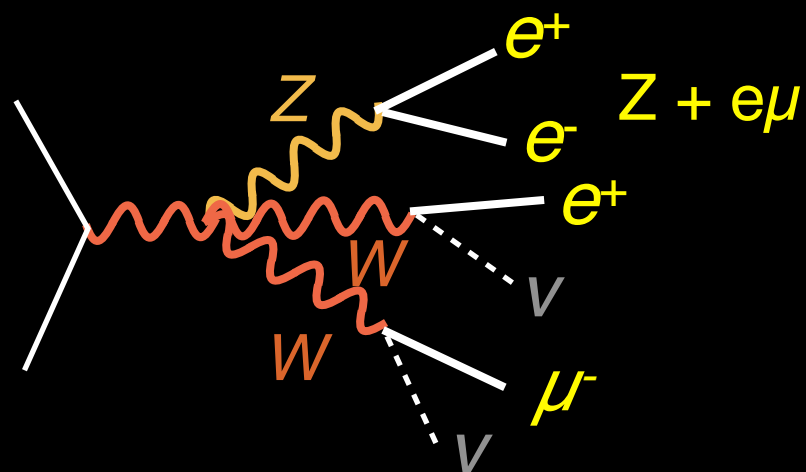
$pp \rightarrow ZWW$



$pp \rightarrow ZZ$

Flavor choice can suppress ZZ by 100x

WWZ signal

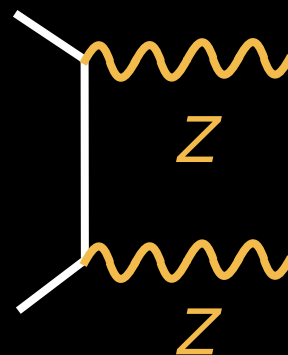


$$pp \rightarrow ZWW \rightarrow (e^+e^-) e^+\mu^-$$

tagged-Z

Same for
 $(e^+e^-) e^-\mu^+, (\mu^+\mu^-) e^+\mu^-, (\mu^+\mu^-) e^-\mu^+$

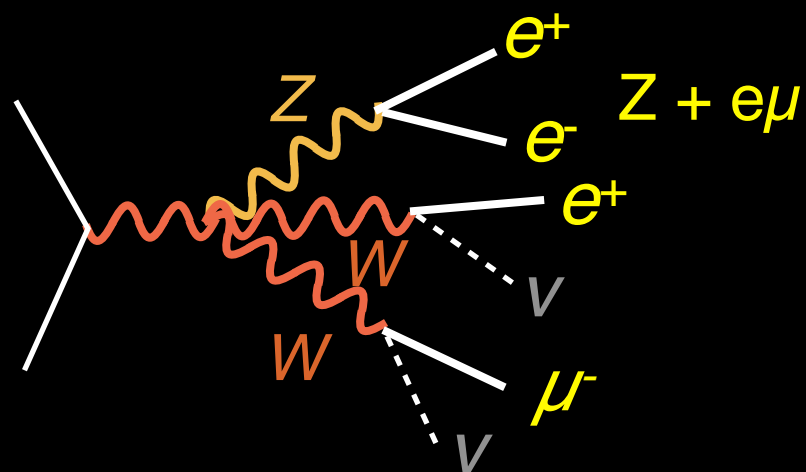
Background



$$pp \rightarrow ZZ$$

Flavor choice can suppress ZZ by 100x

WWZ signal

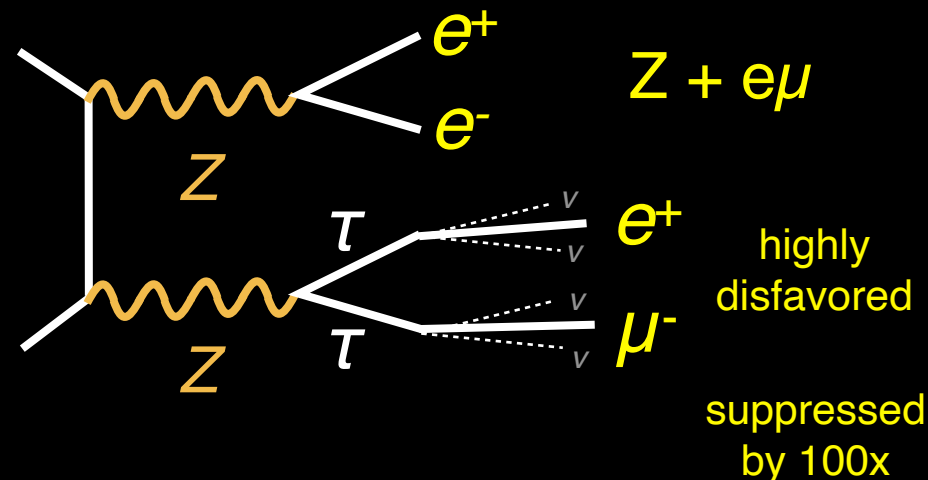


$$pp \rightarrow ZWW \rightarrow (e^+e^-) e^+\mu^-$$

tagged-Z

Same for
 $(e^+e^-) e^+\mu^+, (\mu^+\mu^-) e^+\mu^-, (\mu^+\mu^-) e^-\mu^+$

Background

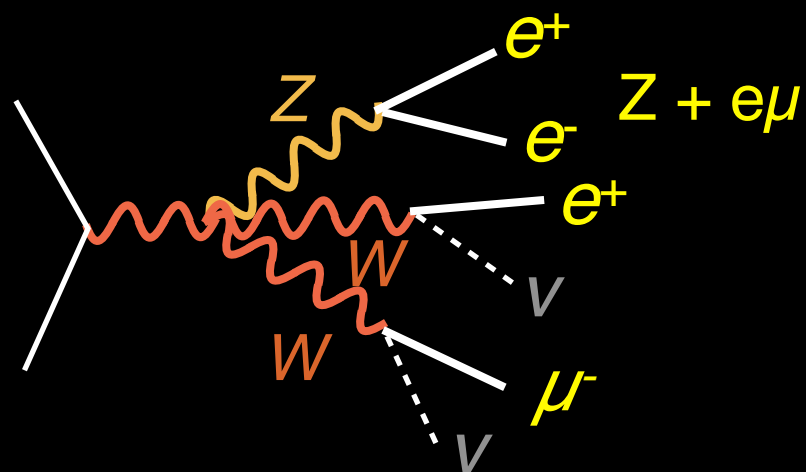


$$pp \rightarrow ZZ \rightarrow (e^+e^-) e^+\mu^-$$

tagged-Z

Flavor choice can suppress ZZ by 100x

WWZ signal

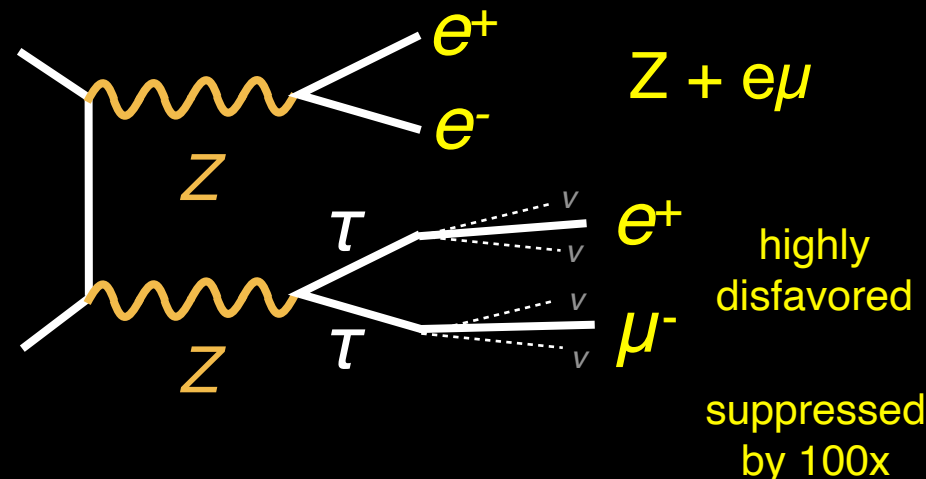


$$pp \rightarrow ZWW \rightarrow (e^+e^-) e^+\mu^-$$

tagged-Z

Same for
(e^+e^-) $e^-\mu^+$, ($\mu^+\mu^-$) $e^+\mu^-$, ($\mu^+\mu^-$) $e^-\mu^+$

Background



$$pp \rightarrow ZZ \rightarrow (e^+e^-) e^+\mu^-$$

tagged-Z

\Rightarrow **Z + e μ channel**

Flavor choice can suppress ZZ by 100x

~~1. Organize analyses by # of leptons (likely) from W / Z~~

~~2. Categorize by flavor of the leptons~~

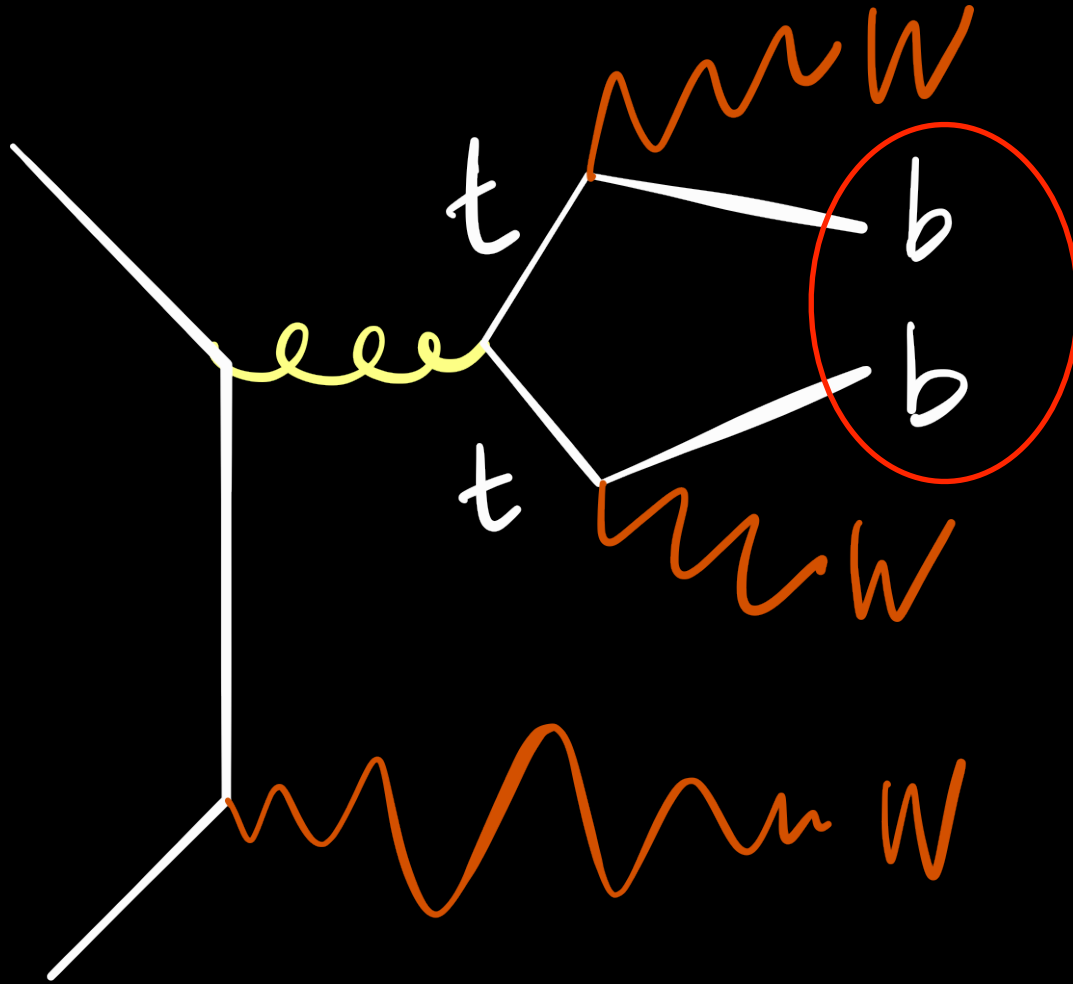
Smart humans and
smart machines
(Both cut / BDT)

3. Additional background suppression through smart choices

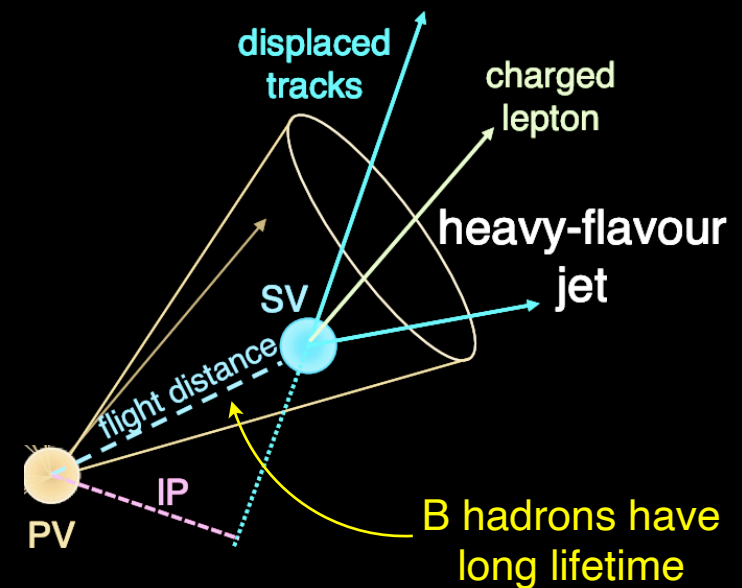
4. Reliably estimate the size of residual backgrounds

5. Observe VVV!

$t\bar{t}$ (+ X) are second dominant bkg sources and they have b quarks

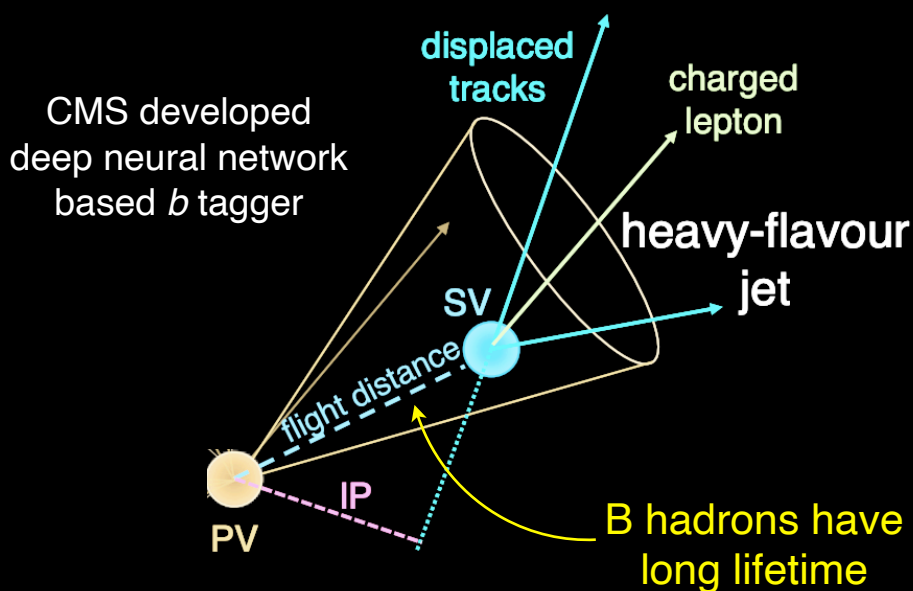


CMS developed deep
neural network based
 b tagger

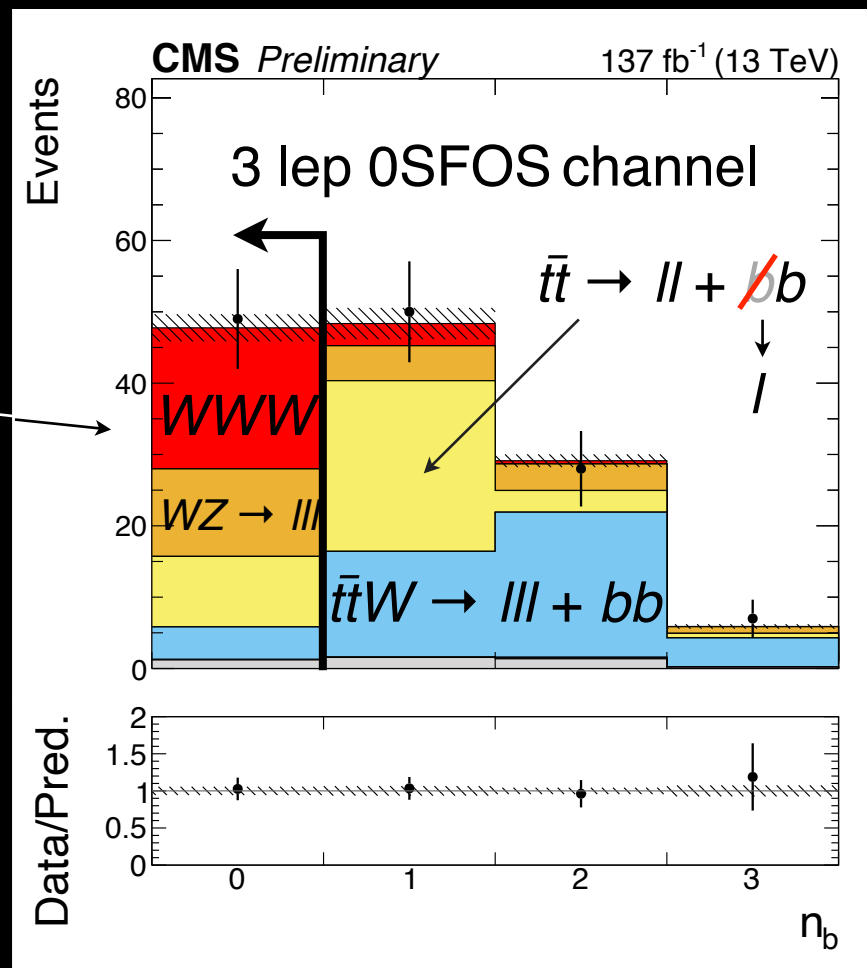


$t\bar{t}$ (+ X) backgrounds contain b quarks

- As expected, WW v. $WZ \sim$ same order
- But additional backgrounds of “ $t\bar{t} + X$ ”
 - These bkg have b jets
- Signals (EW process) generally do not come with b jets
- \Rightarrow **Require # of $b = 0$**

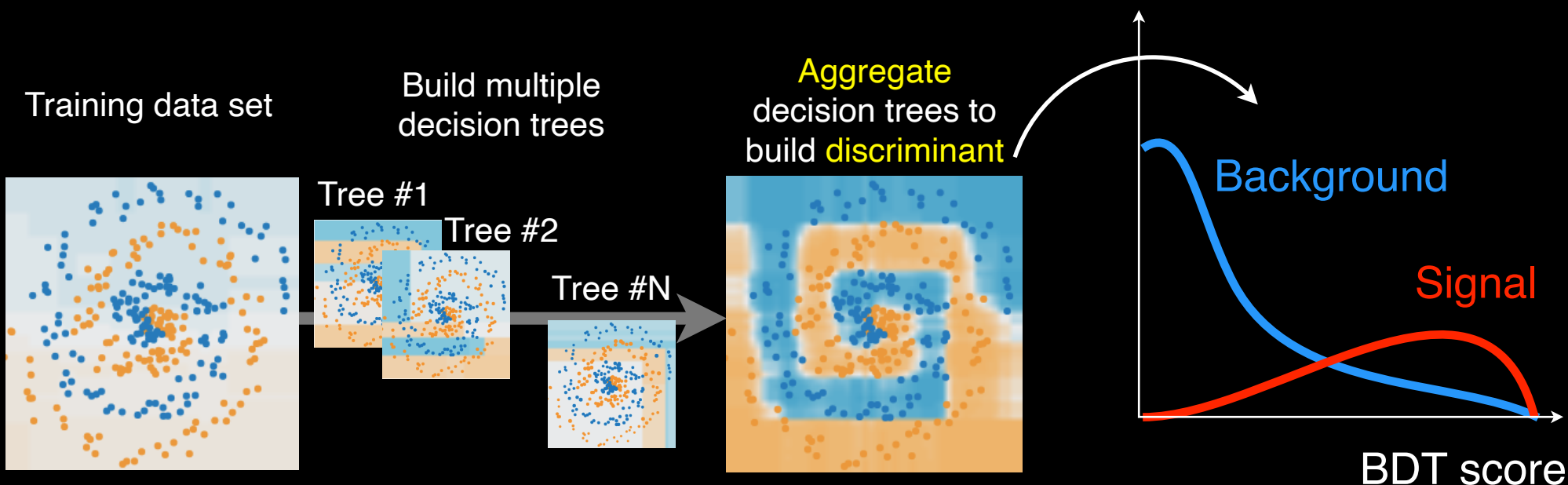


After 0SFOS preselection







Reject $N_b = 0$ events to reduce $t\bar{t}+X$ backgrounds

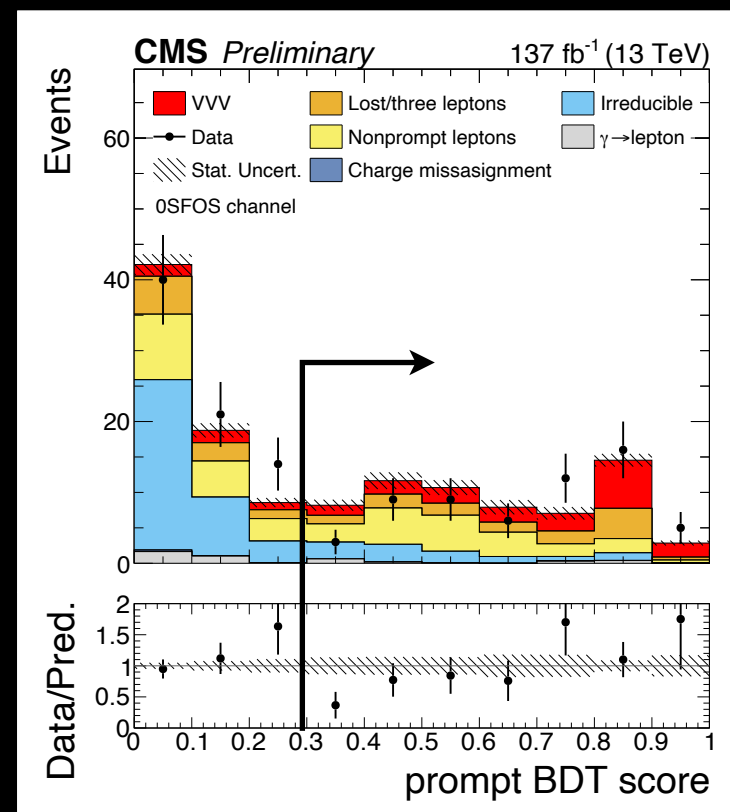
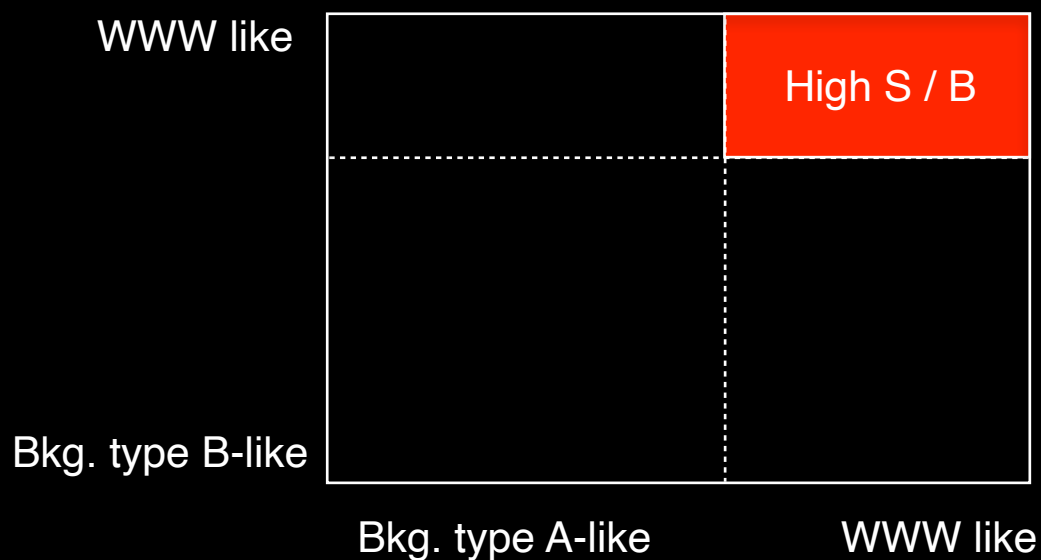
Boosted decision tree is widely used in many analyses at the LHC



https://arogozhnikov.github.io/2016/07/05/gradient_boosting_playground.html

Train dedicated BDTs to maximize sensitivity

- 10+ kinematics variables used to train BDT
- Two different bkg categories were targeted
 - Type A: Fake lepton backgrounds
 - $t\bar{t}$ , DY 
 - Type B: Non-Fake lepton backgrounds
 - $t\bar{t}W$ , WZ 



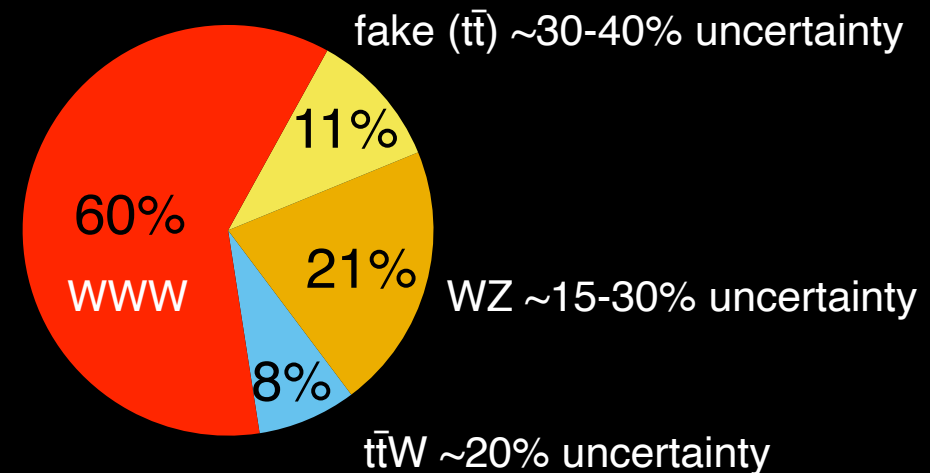
2D BDT used to maximize sensitivity

WWW	Fake	WZ	$t\bar{t}W$	Total B	S / B
10.1	1.8	3.5	1.3	6.6	1.5

cf. 700 total WWW \rightarrow 3l

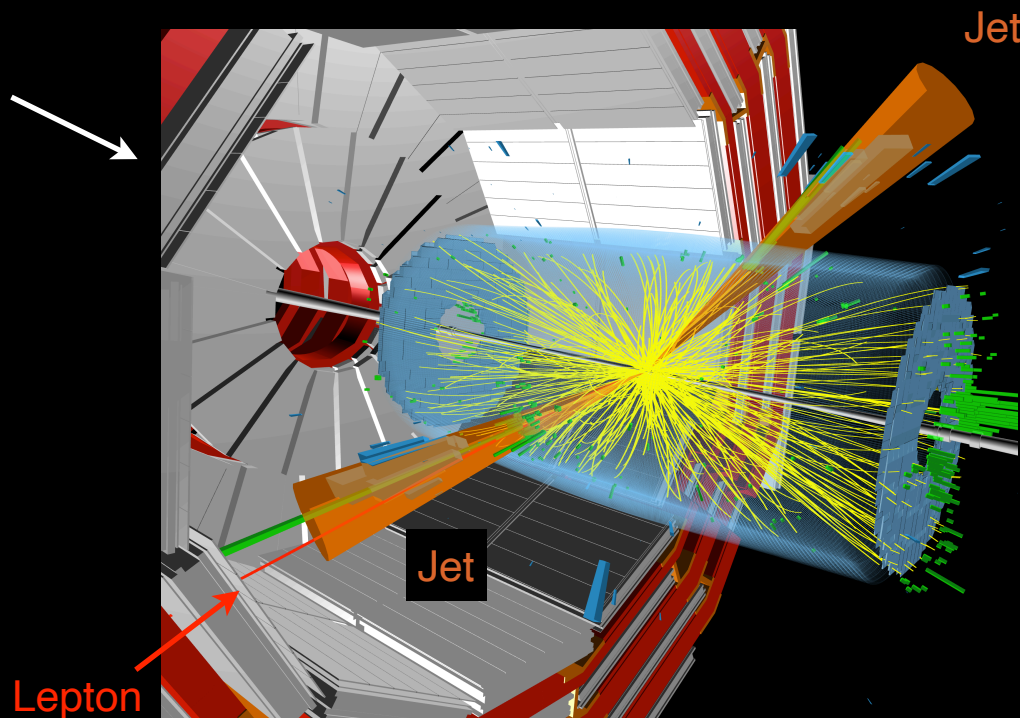
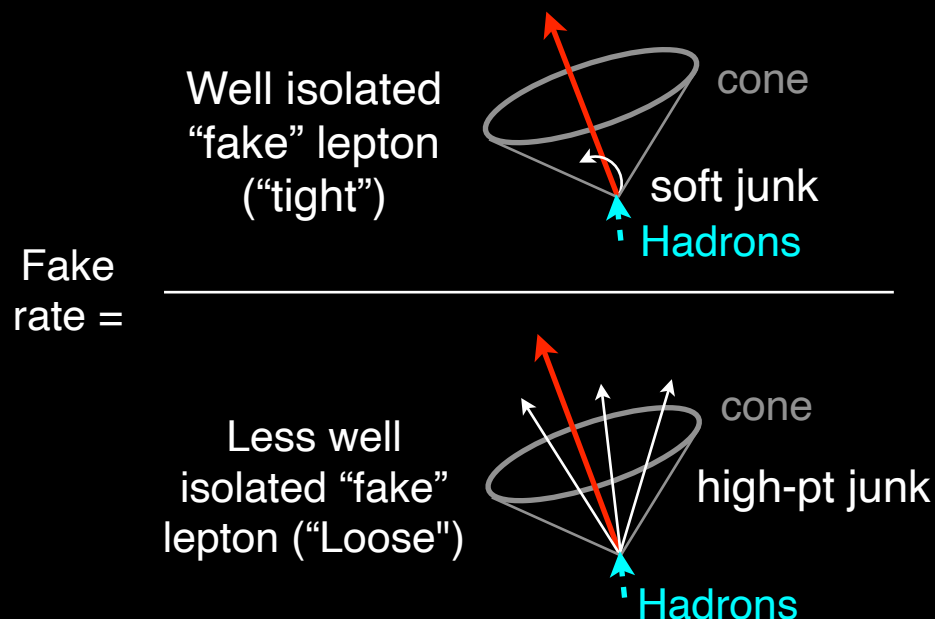
- 10 WWW events
- Statistics limited
- But systematics are becoming important
 - syst. err / stat. err \approx 1:1
- 0SFOS sensitivity $\sim 2.8 \sigma$
- WWW sensitivity 3.1σ
(combined with other channels)

0SFOS composition



WWW expected sensitivity of 3.1σ

Pick one lepton events with phase space dominated by QCD (dijet) events



Fake rate is then applied to signal like region with "Loose"-ly identified leptons

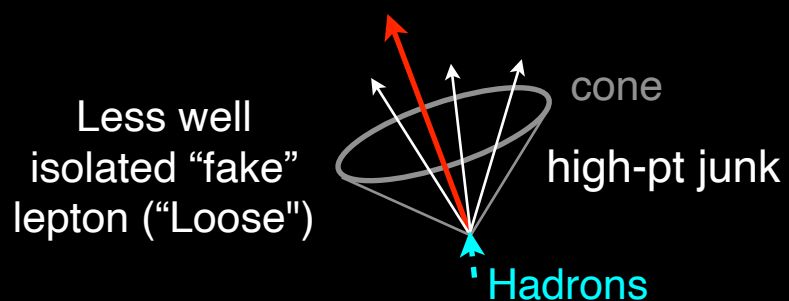
"Side band" in isolation

Underlying effects (P_T of quarks) that govern fake rate are not measurable
 \Rightarrow **Source of systematics (~30-40%)**

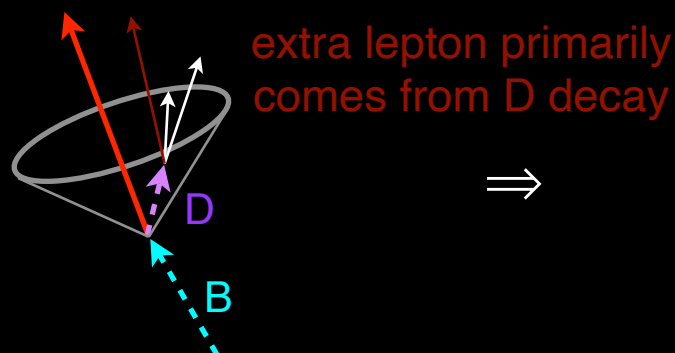
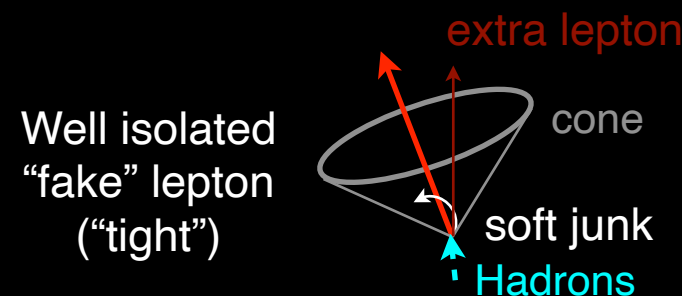
Estimate fake lep bkg. via fake rate from QCD events

$$\text{Standard Isolation} = \frac{\sum \text{"stuff" in cone } P_T}{P_{T,\text{Lepton}}}$$

Neutral hadron, charged hadron,
neutral EM components are included
but **not** extra leptons



Cutting hard on
standard isolation
biases fake leptons to
have extra leptons

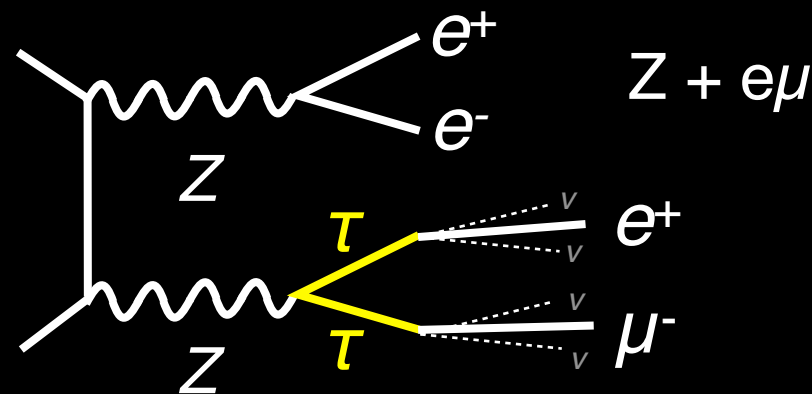
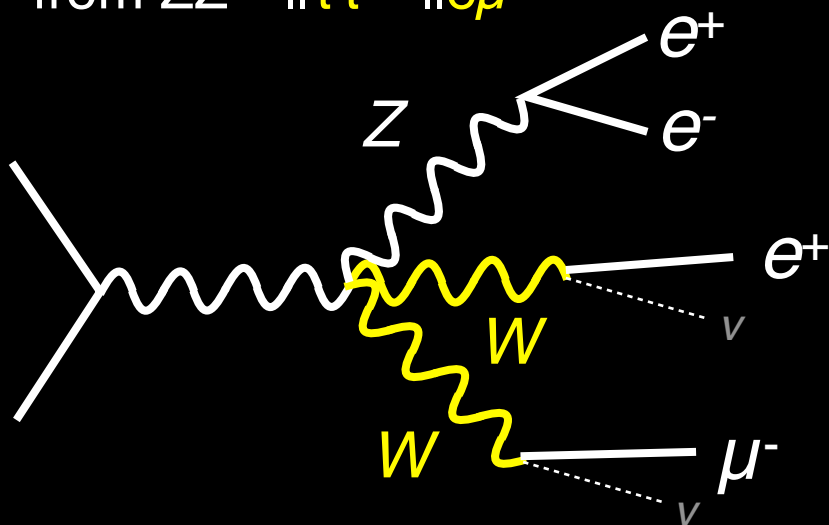
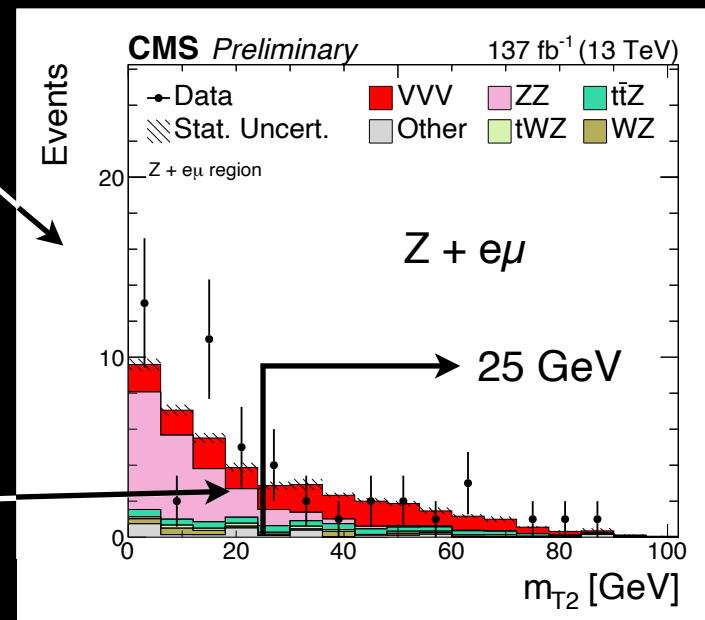


$$\text{Modified Isolation} = \frac{\sum \text{"stuff" + extra leptons in cone } P_T}{P_{T,\text{Lepton}}}$$

Developed custom isolation to further reject fake lepton

Kinematic endpoints for $Z + e\mu$ (4 lepton)

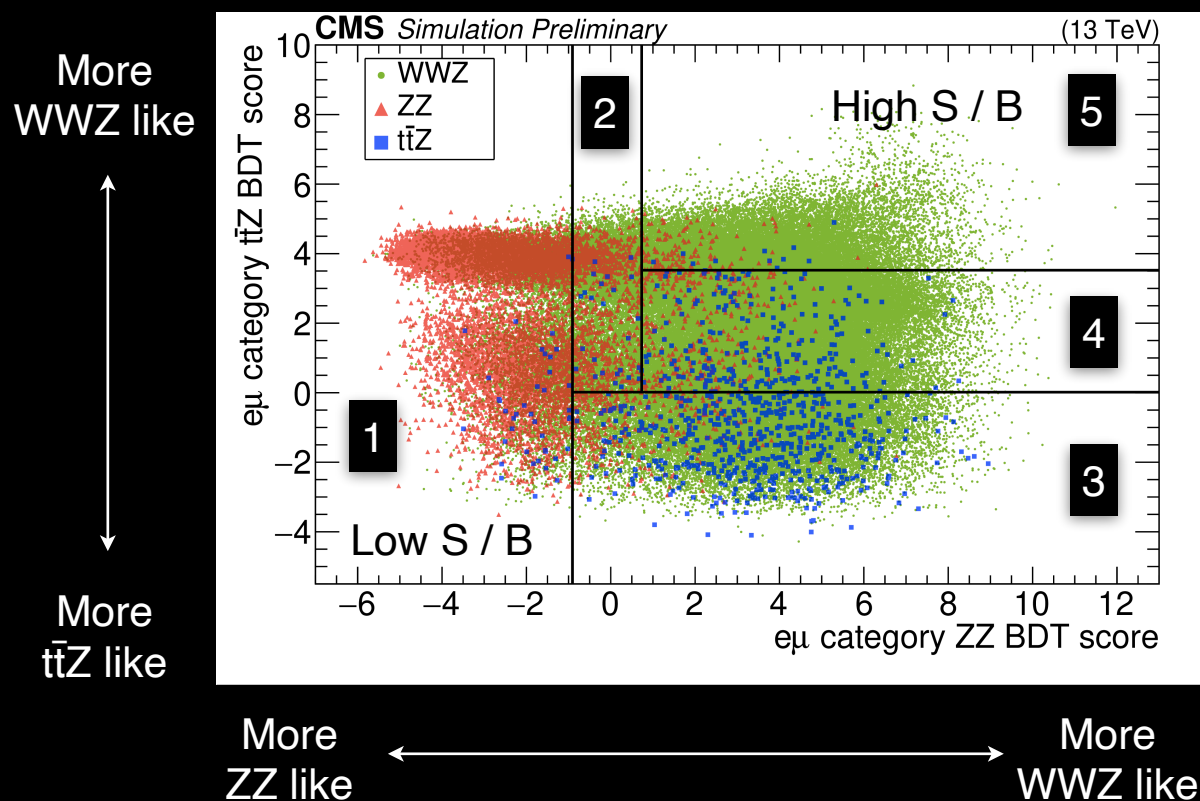
- As expected ZWW v. ZZ ~same order
- $t\bar{t}Z$ suppressed via b tagging
- Utilize m_{T2} variable
- m_{T2} is sensitive to the end points of m_W from $ZWW \rightarrow ll e\mu$
- m_{T2} is sensitive to the end points of m_τ from $ZZ \rightarrow ll \tau\tau \rightarrow ll e\mu$



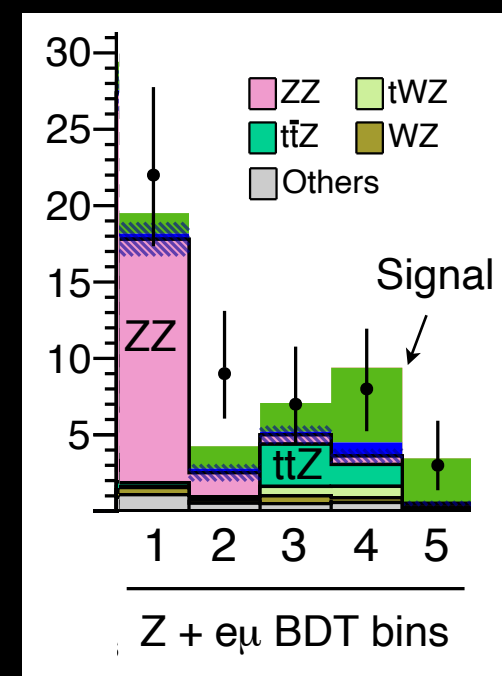
Exploit differences between $Z \rightarrow ll$ v. $WW \rightarrow ll \nu \nu$

Applying BDT method to $Z + e\mu$ channel

Trained two BDTs: WWZ v. ZZ and WWZ v. $t\bar{t}Z$
Below shows the 2D plane in BDT scores



5 bins are created from 2D planes

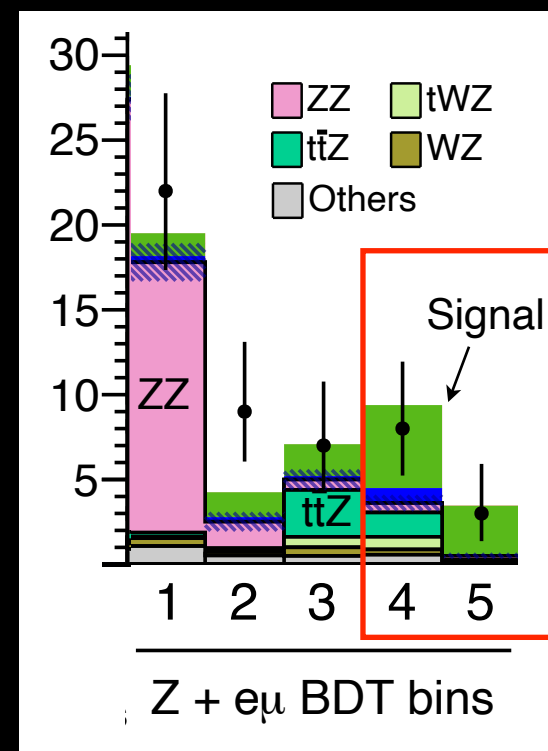


2D BDT used to maximize sensitivity

BDT #	WWZ	ZZ	ttZ	tWZ	WZ	Total B	S / B
5	2.9	0.2	0.1	0.1	0.1	0.5	5.8
4	4.9	0.6	1.4	0.7	0.3	3.6	1.4

cf. 150 total WWZ \rightarrow 4l

- Statistics limited
- Main backgrounds are ZZ and $t\bar{t}Z$
 - ZZ \sim 5% uncertainty
 - $t\bar{t}Z$ \sim 30% uncertainty
- $Z + e\mu$ sensitivity $\sim 4 \sigma$
- Combined WWZ sensitivity 4.1σ



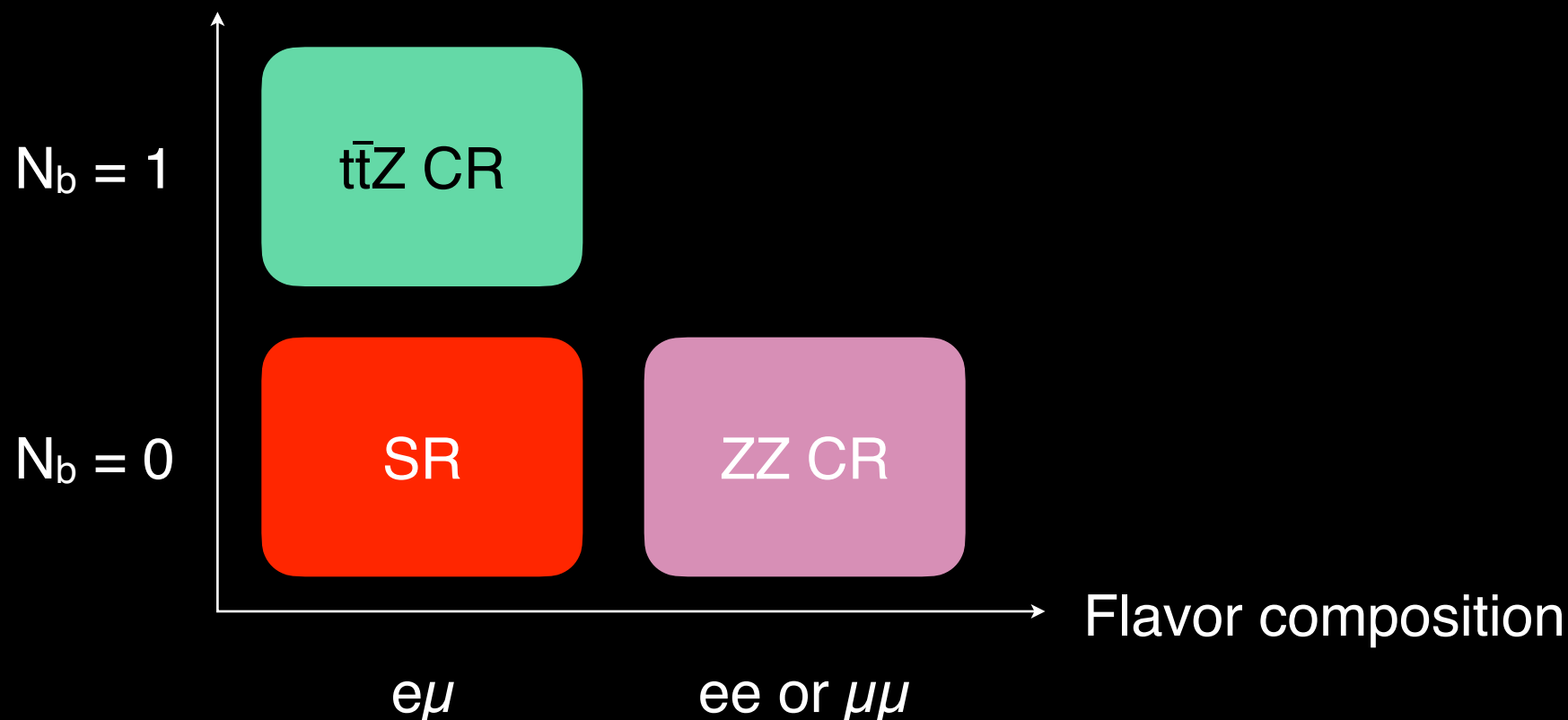
Yields
of high
S/B
bins

WWZ expected sensitivity of 4.1σ

ZZ and $t\bar{t}Z$ bkg. control regions (CR)

Devise control regions and extrapolate to signal region

of b-tagged jets

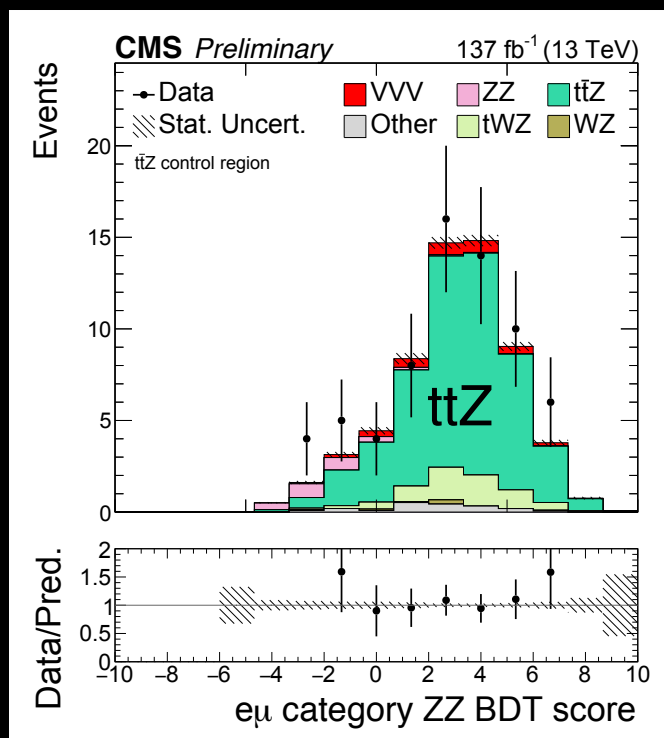


Extrapolate from CR to estimate backgrounds

ZZ and $t\bar{t}Z$ bkg. control regions (CR)

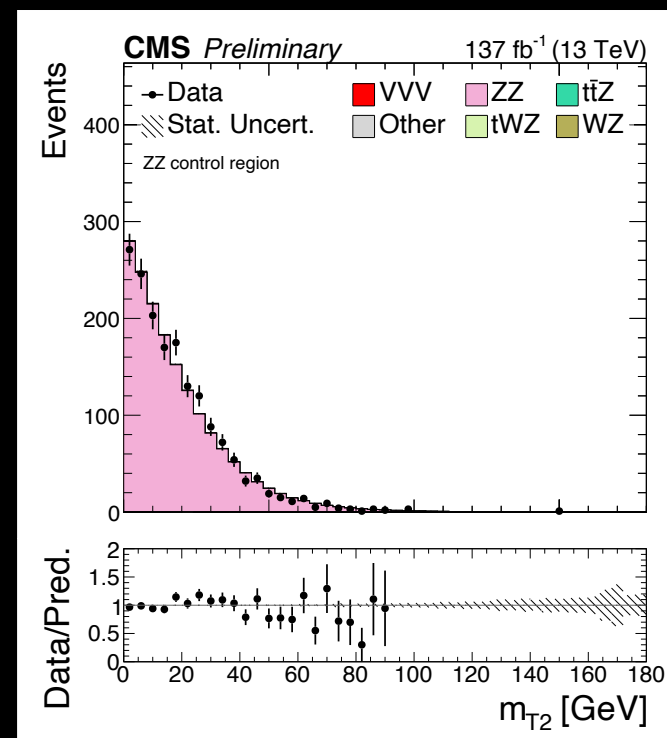
Devise control regions and extrapolate to signal region

$t\bar{t}Z$ CR (invert b jet veto requirement)



Extrapolate across N_b tag (unc. $\sim 10\%$)
Data statistical unc. dominates (unc. $\sim 30\%$)

ZZ CR (invert “ $e\mu$ selection”)

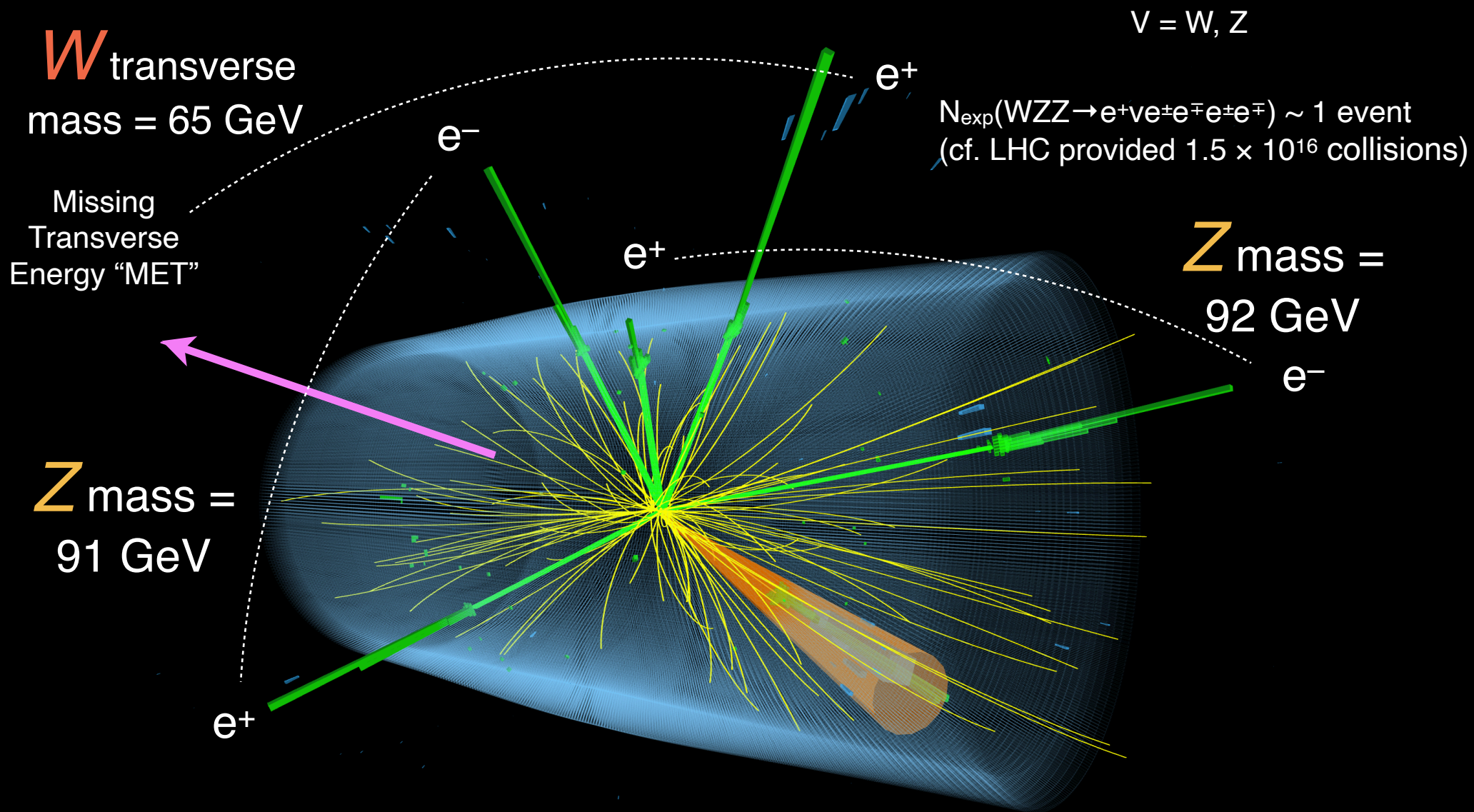


Extrapolate across flavor
(uncertainty $\sim 5\%$)

Extrapolate from CR to estimate backgrounds

5 lepton event display

CMS experiment at the LHC, CERN
Data recorded: 2016-Oct-09 21:24:05.010240 GMT
Run 282735, Event No. 989682042 LS 491



5 steps to VVV observation

~~1. Organize analyses by # of leptons (likely) from W / Z~~

~~2. Categorize by flavor of the leptons~~

Smart humans and
smart machines
(Both cut / BDT)

~~3. Additional background suppression through smart choices~~

~~4. Reliably estimate the size of residual backgrounds~~

5. Observe VVV!

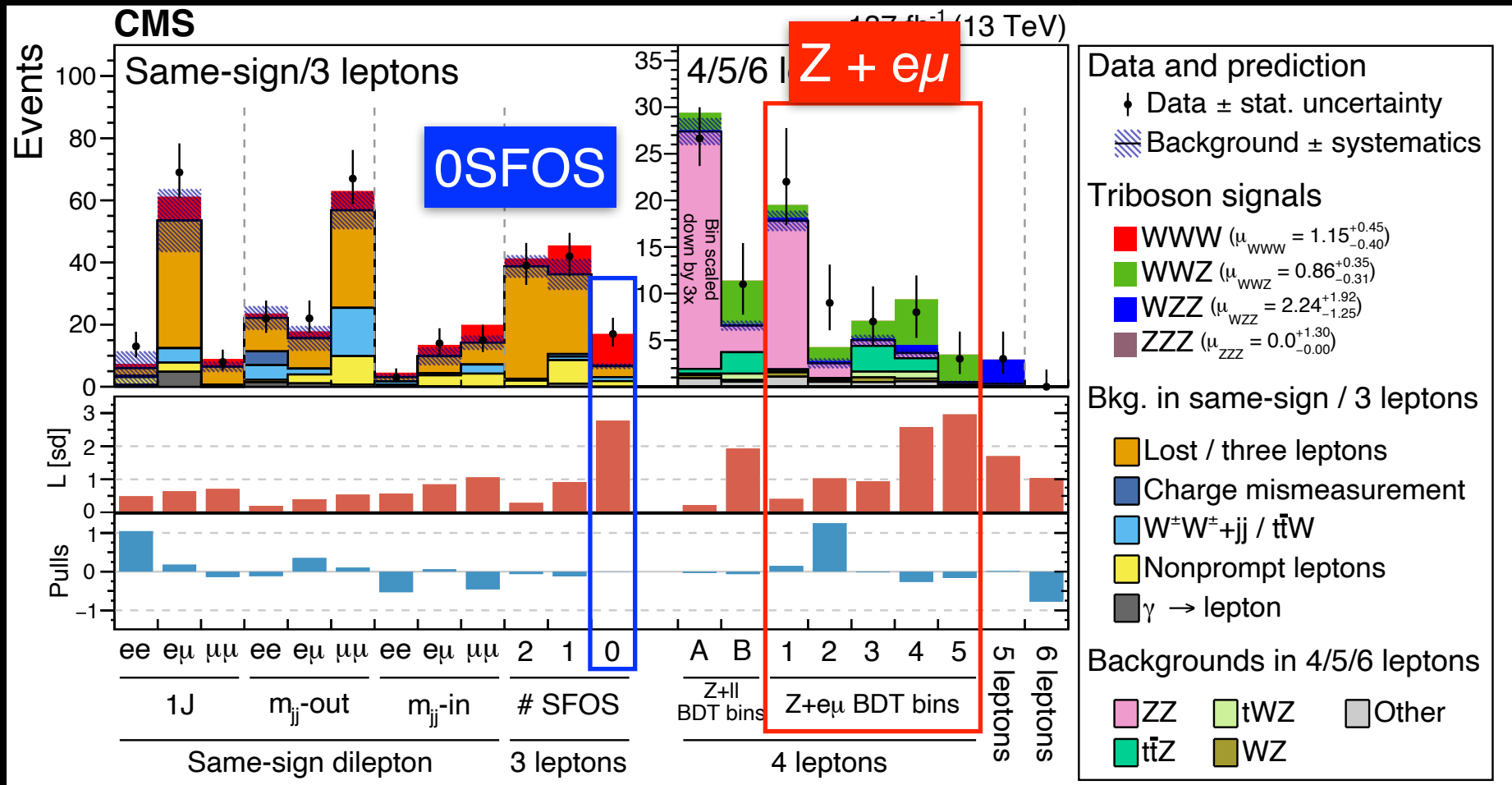
	Same-sign 2 leptons	3 leptons	4 leptons	5 leptons	6 leptons
Signals	$W^\pm \rightarrow l^\pm \nu$	$W \rightarrow l \nu$	$W \rightarrow l \nu$	$W \rightarrow l \nu$	$Z \rightarrow ll$
	$W^\pm \rightarrow l^\pm \nu$	$W \rightarrow l \nu$	$W \rightarrow l \nu$	$Z \rightarrow ll$	$Z \rightarrow ll$
	$W^\mp \rightarrow qq$	$W \rightarrow l \nu$	$Z \rightarrow ll$	$Z \rightarrow ll$	$Z \rightarrow ll$
Total	9 bins	3 bins	7 bins	1 bin	1 bin
		0SFOS most sensitive	Z + $e\mu$ most sensitive	Single bin each	

- 21-bin fit w/ following scenarios:
 - All VVV signal combined with single signal strength
 - WWW, WWZ, WZZ, ZZZ w/ 4 different signal strength
- In both cases, also consider VH as signal v. background

21-bin fit; 2 signal scenarios: VVV combined, separate

Results (BDT-based analysis)

$$\text{Signal strength } \mu = \frac{\text{Measured cross section}}{\text{Theoretical cross section}}$$



9 bins

3 bins

7 bins

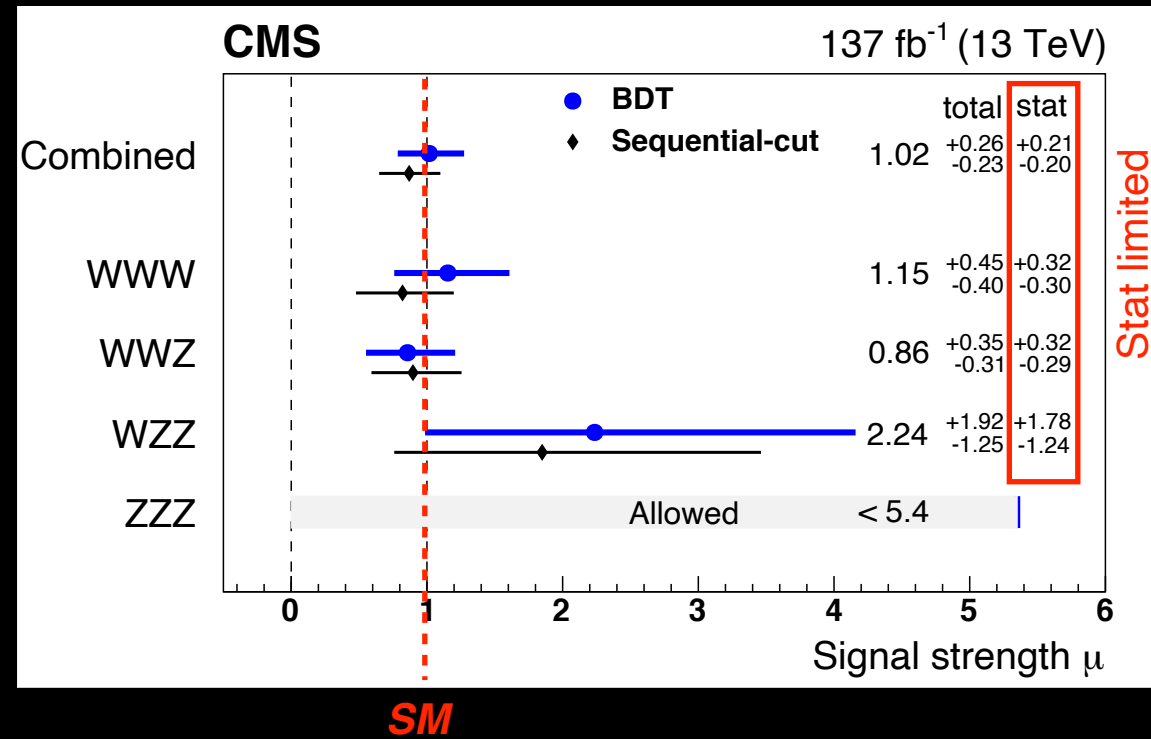
1 1

More sensitive bins are generally to the right

BDT-based analysis final result (cut-based backup)

O(10) events only
⇒ measure total cross section

VVV mode	Significance [σ]
All VVV	5.7 (5.9)
WWW	3.3 (3.1)
WWZ	3.4 (4.1)
WZZ	1.7 (0.7)
ZZZ	0 (0.9)

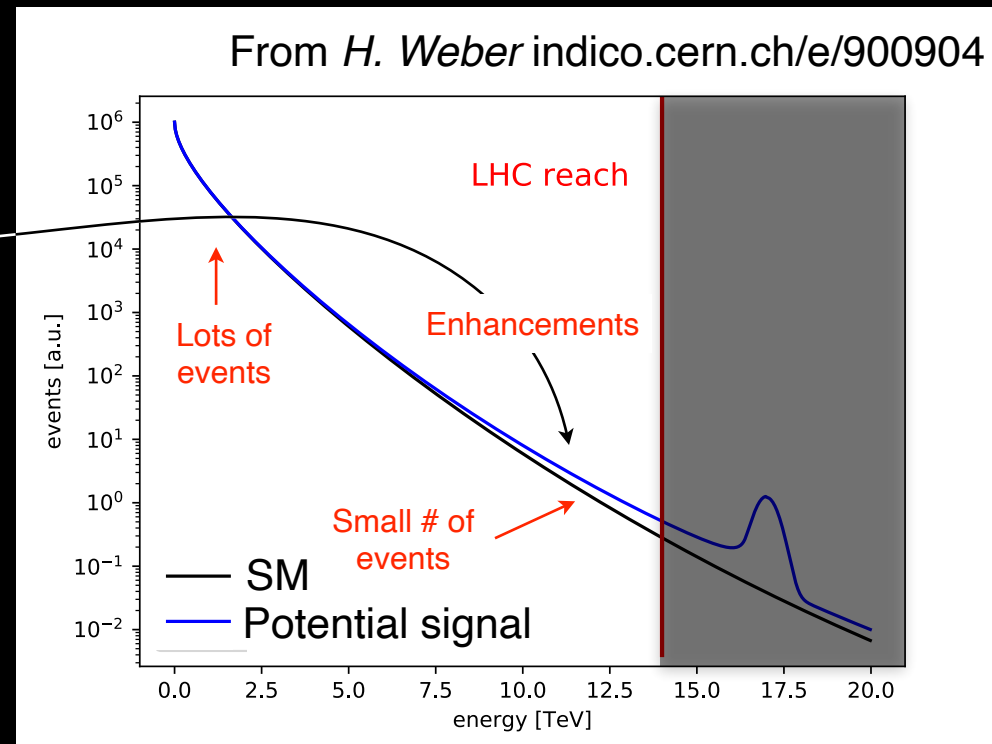
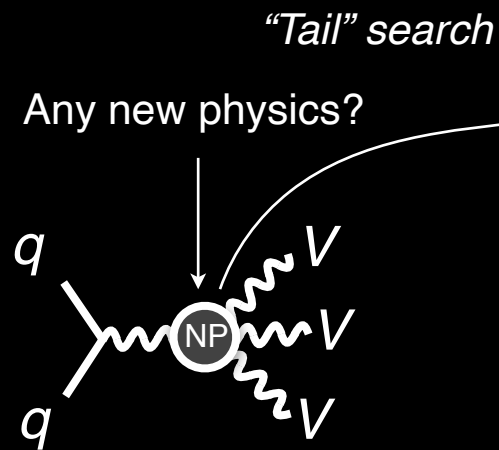
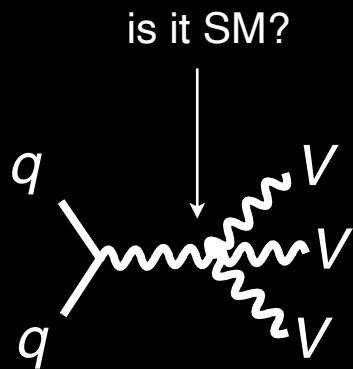


$$\text{Signal strength } \mu = \frac{\text{Measured cross section}}{\text{Theoretical cross section}}$$

- We have **observed** production of three massive gauge boson for the **first** time!
- We also found **evidences** separately for the WWW and WWZ production.
- The cross sections are compatible with the standard model expectation.

First VVV observation VVV and WWW, WWZ evidence

Now that we have established VVV production we can use it to test SM and also search new physics (cf. Four fermion interaction with Fermi constant)

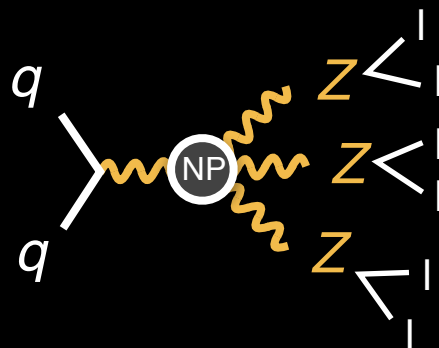


Establishment of VVV opens up a new physics program

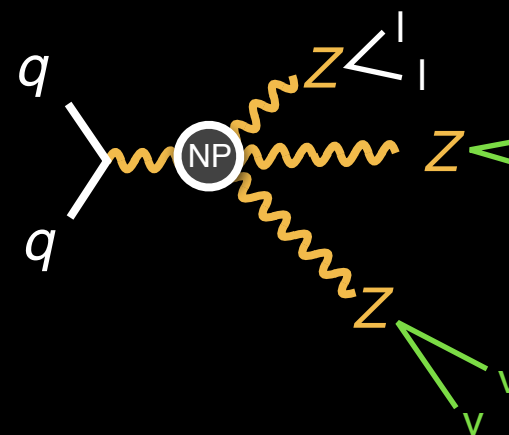
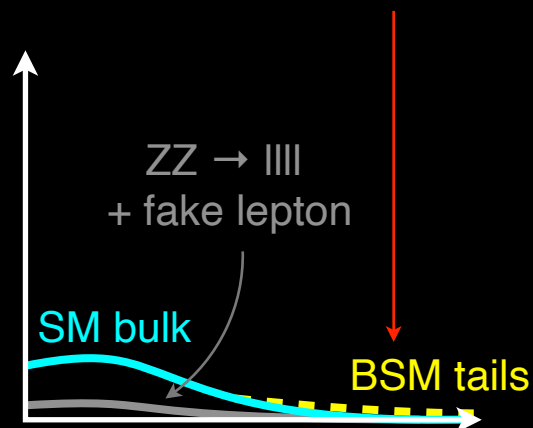
Search for deviations in tails



Fully leptonic v. Semi leptonic channel



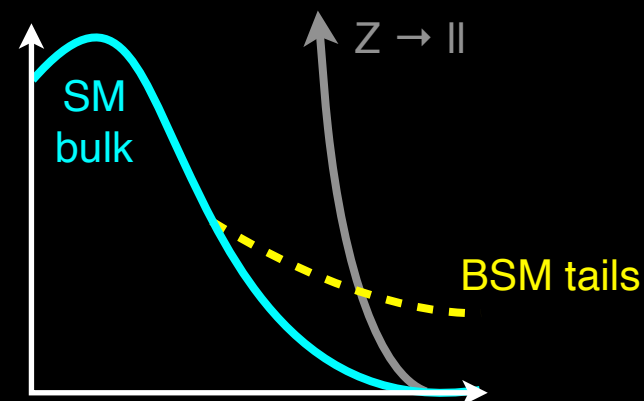
Clean channel for discovery
but probing tail is **difficult** due
to small total # of events



Merged
di-b-jet

High MET

Bkg is larger but
distinct high P_T feature
can **discriminate** bkg.



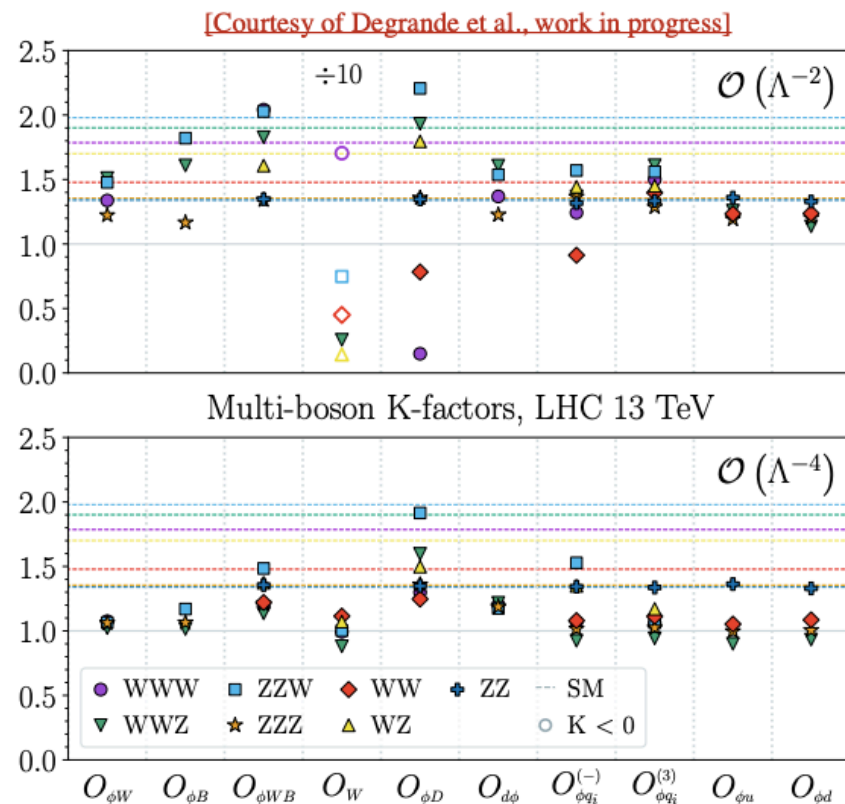
Also
resonance
could be
here too

NP effects could be exploited in semi-leptonic channels

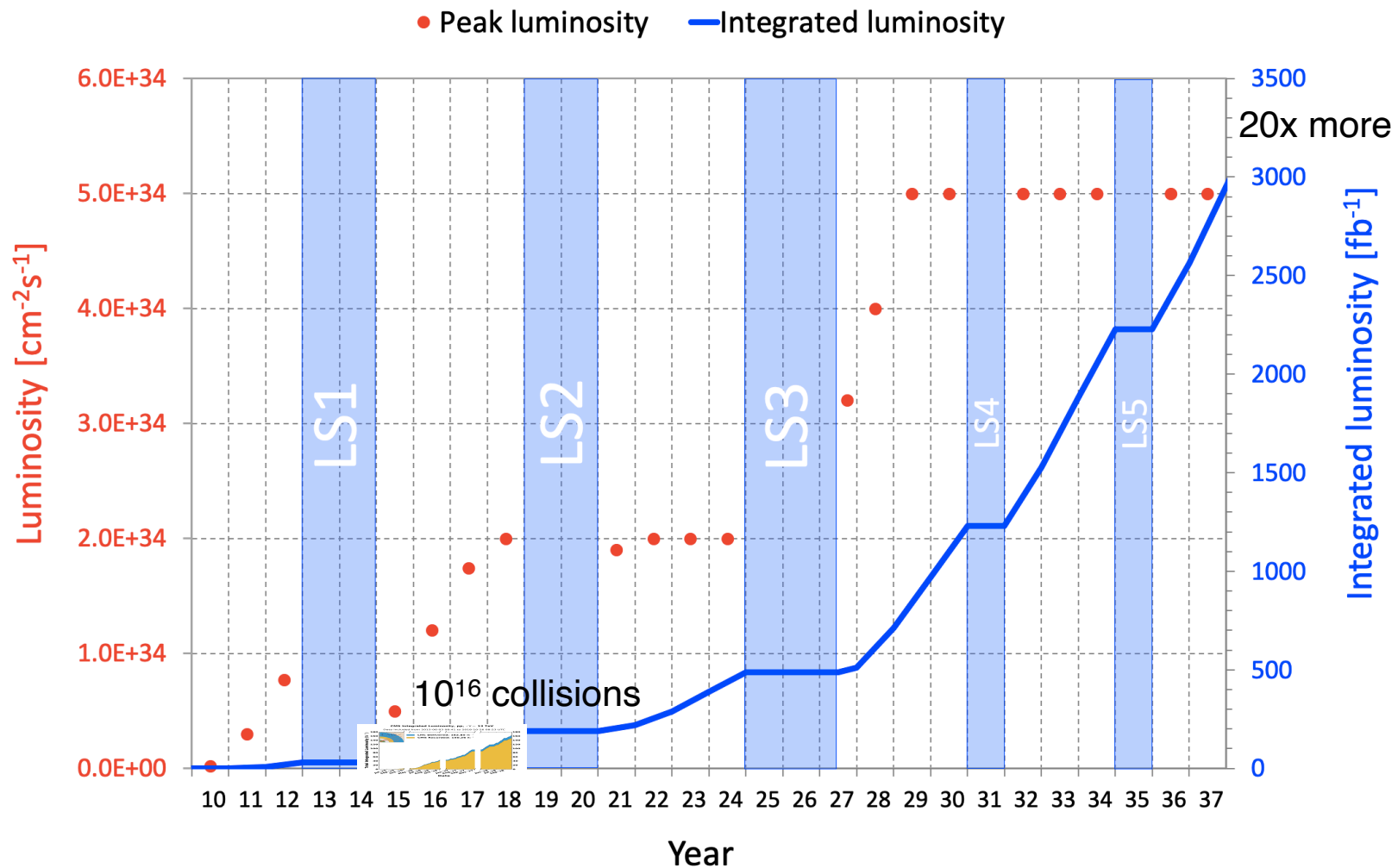
Fabio Maltoni (Plenary Theory talk at ICHEP)

VVV measurement the 1000th CMS paper

- VVV observed by CMS in the multi-lepton final state by combining various channels.
- VVV known at NLO in QCD in the SM.
- Now prediction at NLO QCD in the SMEFT for VVV production at the LHC are available.
- K-factors show a non-trivial behaviour.
- An interesting outcome is the large K-factor of O_W opening the possibility of bounding it here, instead of by using differential distributions in WW.



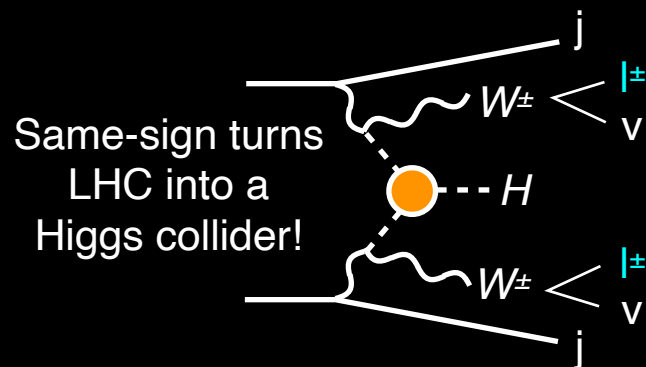
VVV suggested as a new window to constrain BSM



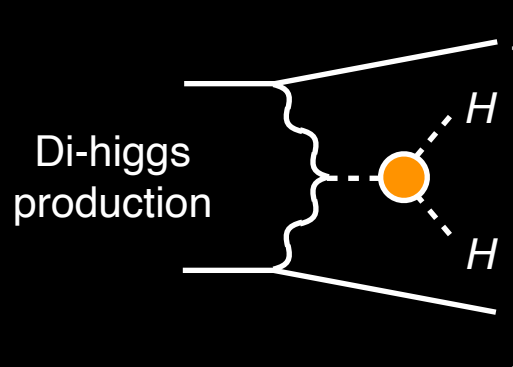
We've only seen ~5% of the total planned LHC data

listing a few additional rare multi-boson processes


$$pp \rightarrow W^\pm W^\pm H jj$$



$$pp \rightarrow HH jj$$



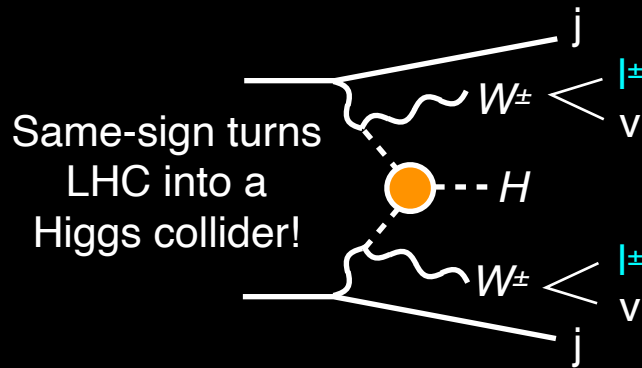
$$pp \rightarrow VH jj$$



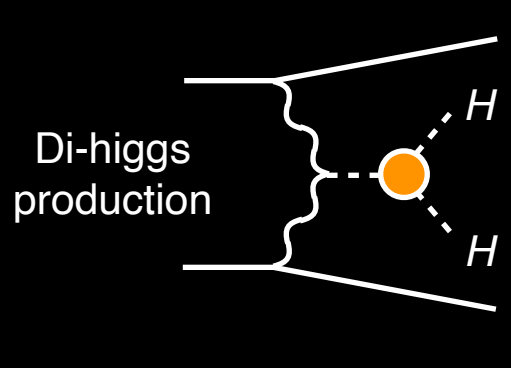
Rich set of final states to cover w/ LHC data set

listing a few additional rare multi-boson processes
massive-X


$$pp \rightarrow W^\pm W^\pm H jj$$



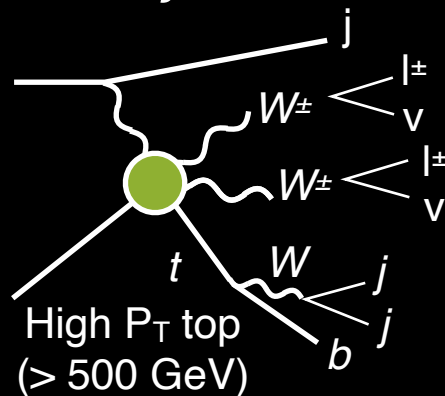
$$pp \rightarrow HH jj$$



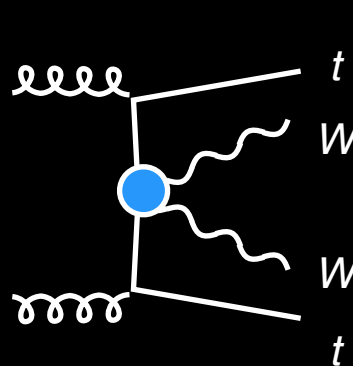
$$pp \rightarrow VH jj$$



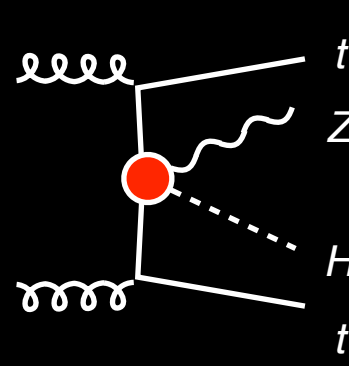
$$pp \rightarrow tW^\pm W^\pm j$$



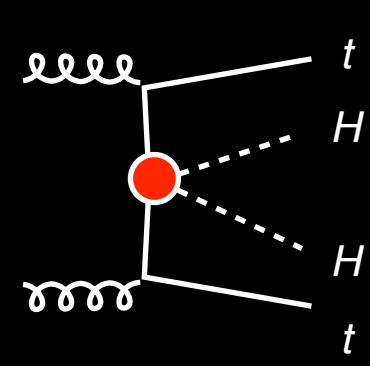
$$pp \rightarrow ttWW$$



$$pp \rightarrow ttZH$$



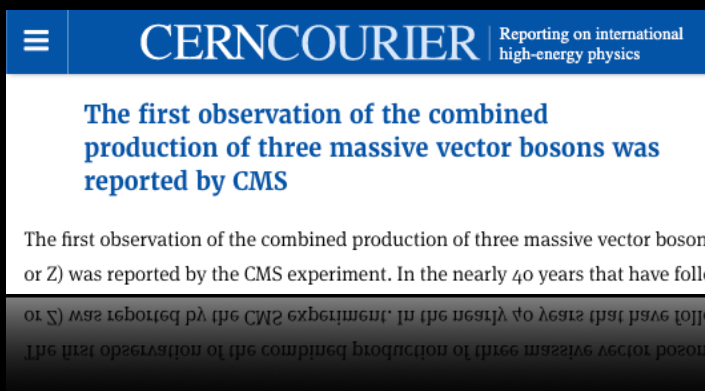
$$pp \rightarrow ttHH$$



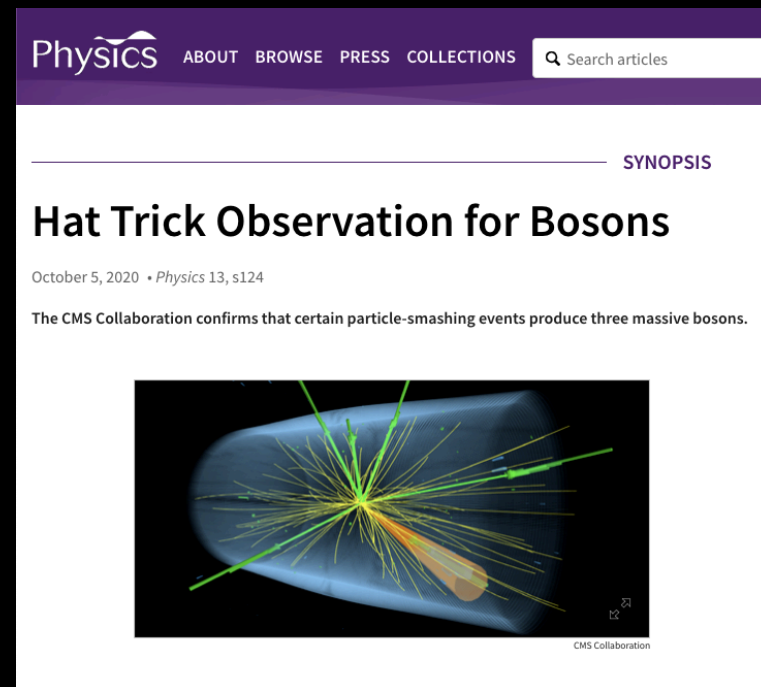
Rich set of final states to cover w/ LHC data set

- EW sector is complete, now we must understand EW sector
- To understand EW sector we study rare multi-boson production
- First observation of VVV productions was made by CMS collaboration
- Also found evidences for WWW and WWZ
- The measured cross section is compatible with SM
- LHC experiments will continue to probe various VVV channel
- Also LHC experiments will continue to search for new final states of rare multi-massive-particle processes

CERN Courier



- Selected as PRL editor's suggestion
- Featured on Physics Magazine





Backup

CMS Preliminary



Quantities	WWW	WWZ	WZZ	ZZZ
$\sigma_{pp \rightarrow VVV \text{ non-VH}} \text{ (fb)}$	216.0	165.1	55.7	14.0
$\sigma_{\text{VH} \rightarrow VVV} \text{ (fb)}$	293.4	188.9	36.0	23.1
$\sigma_{\text{total}} \text{ (fb)}$	509.4	354.0	91.6	37.1
$\mathcal{B}_{VVV \rightarrow SS} \text{ (%)}$	7.16	-	-	-
$\mathcal{B}_{VVV \rightarrow 3\ell} \text{ (%)}$	3.46	4.82	6.37	-
$\mathcal{B}_{VVV \rightarrow 4\ell} \text{ (%)}$	-	1.16	0.81	3.22
$\mathcal{B}_{VVV \rightarrow 5\ell} \text{ (%)}$	-	-	0.39	-
$\mathcal{B}_{VVV \rightarrow 6\ell} \text{ (%)}$	-	-	-	0.13
$\sigma_{\text{total}} \times \mathcal{B}_{VVV \rightarrow SS} \text{ (fb)}$	36.4	-	-	-
$\sigma_{\text{total}} \times \mathcal{B}_{VVV \rightarrow 3\ell} \text{ (fb)}$	17.6	17.1	5.83	-
$\sigma_{\text{total}} \times \mathcal{B}_{VVV \rightarrow 4\ell} \text{ (fb)}$	-	4.12	0.74	1.19
$\sigma_{\text{total}} \times \mathcal{B}_{VVV \rightarrow 5\ell} \text{ (fb)}$	-	-	0.36	-
$\sigma_{\text{total}} \times \mathcal{B}_{VVV \rightarrow 6\ell} \text{ (fb)}$	-	-	-	0.05
$\sigma_{\text{total}} \times \mathcal{B}_{VVV \rightarrow SS} \times 137 \text{ fb}^{-1} (N_{\text{evts}})$	4987	-	-	-
$\sigma_{\text{total}} \times \mathcal{B}_{VVV \rightarrow 3\ell} \times 137 \text{ fb}^{-1} (N_{\text{evts}})$	2411	2343	799	-
$\sigma_{\text{total}} \times \mathcal{B}_{VVV \rightarrow 4\ell} \times 137 \text{ fb}^{-1} (N_{\text{evts}})$	-	564	101	163
$\sigma_{\text{total}} \times \mathcal{B}_{VVV \rightarrow 5\ell} \times 137 \text{ fb}^{-1} (N_{\text{evts}})$	-	-	49.3	-
$\sigma_{\text{total}} \times \mathcal{B}_{VVV \rightarrow 6\ell} \times 137 \text{ fb}^{-1} (N_{\text{evts}})$	-	-	-	6.85

Features	Selections		
	SS + $\geq 2j$	SS + 1j	3 ℓ
Triggers	Select events passing dilepton triggers		
Number of leptons	Select events with 2 (3) leptons passing SS-ID (3 ℓ -ID) for SS (3 ℓ) final states		
Number of leptons	Select events with 2 (3) leptons passing veto-ID for SS (3 ℓ) final states		
Isolated tracks	No additional isolated tracks		—
b-tagging	no b-tagged jets and soft b-tag objects		
Jets	≥ 2 jets	1 jet	≤ 1 jet
m_{JJ} (leading jets)	< 500 GeV		—
$\Delta\eta_{JJ}$ (leading jets)	< 2.5		—
$m_{\ell\ell}$	> 20 GeV		—
$m_{\ell\ell}$	$ m_{\ell\ell} - m_Z > 20$ GeV if $e^\pm e^\pm$		—
m_{SFOS}	—	—	$m_{SFOS} > 20$ GeV
m_{SFOS}	—	—	$ m_{SFOS} - m_Z > 20$ GeV
$m_{\ell\ell\ell}$	—	—	$ m_{\ell\ell\ell} - m_Z > 10$ GeV

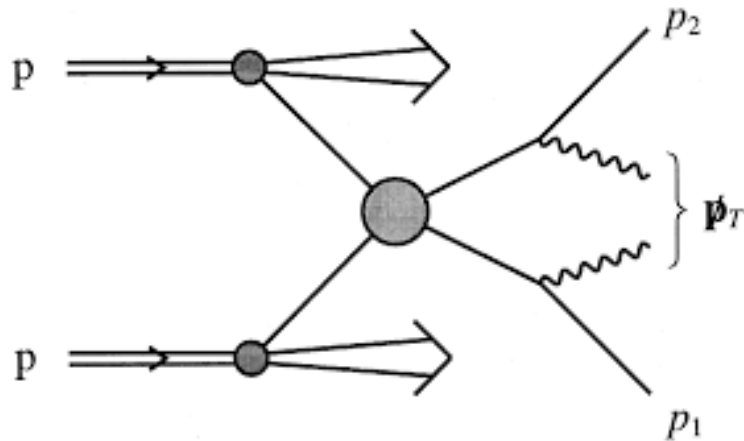
Variable	m_{jj} -in and m_{jj} -out	1j
Trigger	Signal triggers, tab. 3.2	
Signal leptons	Exactly 2 tight SS leptons with $p_T > 25$ GeV	
Additional leptons	No additional very loose lepton	
Isolated tracks	No additional isolated tracks	
Jets	≥ 2 jets	1 jet
b-tagging	no b-tagged jets and soft b-tag objects	
$m_{\ell\ell}$	> 20 GeV	
$m_{\ell\ell}$	$ m_{\ell\ell} - m_Z > 20$ GeV if $e^\pm e^\pm$	
p_T^{miss}	> 45 GeV	
m_{JJ} (leading jets)	< 500 GeV	—
$\Delta\eta_{JJ}$ (leading jets)	< 2.5	—
m_{jj} (closest ΔR)	$65 < m_{jj} < 95$ GeV or $ m_{jj} - 80 \text{ GeV} \geq 15$ GeV	—
$\Delta R_{\ell j}^{\text{min}}$	—	< 1.5
m_T^{max}	> 90 GeV if not $\mu^\pm \mu^\pm$	> 90 GeV

Variable	0 SFOS	1 and 2 SFOS
Trigger	Signal triggers, tab. 3.2	
Signal leptons	3 tight leptons with charge sum = $\pm 1e$ $p_T > 25/25/25$ GeV $p_T > 25/20/20$ GeV	
Additional leptons	No additional very loose lepton	
m_{SFOS}	$m_{\text{SFOS}} > 20$ GeV and $ m_{\text{SFOS}} - m_Z > 20$ GeV	
$m_{\ell\ell\ell}$	$ m_{\ell\ell\ell} - m_Z > 10$ GeV	
SF lepton mass	> 20 GeV	—
Dielectron mass	$ m_{ee} - m_Z > 20$ GeV	—
Jets	≤ 1 jet	0 jets
b-tagging	No b-tagged jets and soft b-tag objects	
$\Delta\phi(\vec{p}_T(\ell\ell\ell), \vec{p}_T^{\text{miss}})$	—	> 2.5
$p_T(\ell\ell\ell)$	—	> 50 GeV
m_T^{3rd} (1 SFOS) or m_T^{max} (2 SFOS)	—	> 90 GeV

Features	Selections
Number of leptons	Select events with 4 leptons passing common veto-ID
Triggers	Select events passing dilepton triggers
Z lepton	Find opposite charge lepton pairs, passing ZID, closest to m_Z Require Z leptons to have $p_T > 25, 15$ GeV
W lepton	Require that leftover leptons are opposite charge and pass WID Require W leptons to have $p_T > 25, 15$ GeV
Low mass resonances	Require any opposite charge pair invariant mass to be greater than 12 GeV
b-tagged jets	no b-tagged jet
Z mass window	Require invariant mass of the Z leptons to be within 10 GeV of Z boson mass

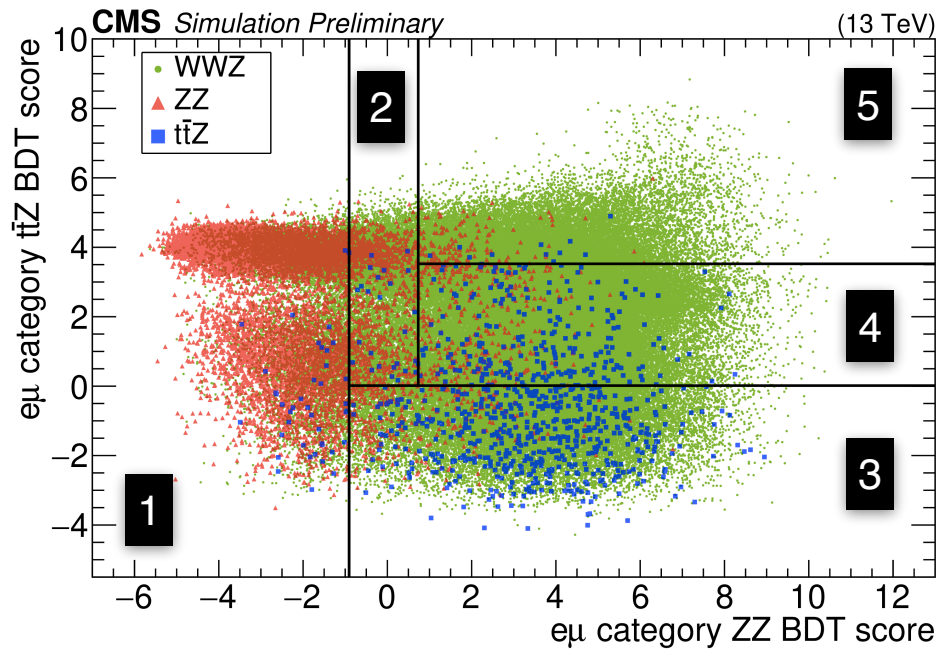
Variable	$e\mu$ category	$ee/\mu\mu$ category
Preselection	Selections in Table 20	
W candidate lepton flavors	$e\mu$	$ee/\mu\mu$
$m_{\ell\ell}$	Separated into 4 bins in (0, 40, 60, 100, ∞)	$ m_{\ell\ell} - m_Z > 10 \text{ GeV}$
m_{T2}	$m_{T2} > 25 \text{ GeV}$ (for $m_{\ell\ell} > 100 \text{ GeV}$)	...
$p_{T,4\ell}$ and p_T^{miss}	...	No $p_{T,4\ell}$ cuts and $p_T^{\text{miss}} > 120 \text{ GeV}$ (Bin A) $p_{T,4\ell} > 70 \text{ GeV}$ and $70 < p_T^{\text{miss}} < 120 \text{ GeV}$ (Bin B) $40 < p_{T,4\ell} < 70 \text{ GeV}$ and $70 < p_T^{\text{miss}} < 120 \text{ GeV}$ (Bin C)

$$m_{T2} = \min_{\vec{p}_T^{\nu(1)} + \vec{p}_T^{\nu(2)} = \vec{p}_T^{\text{miss}}} \left[\max \left(m_T^{(1)}(\vec{p}_T^{\nu(1)}, \vec{p}_T^e), m_T^{(2)}(\vec{p}_T^{\nu(2)}, \vec{p}_T^{\mu}) \right) \right]$$

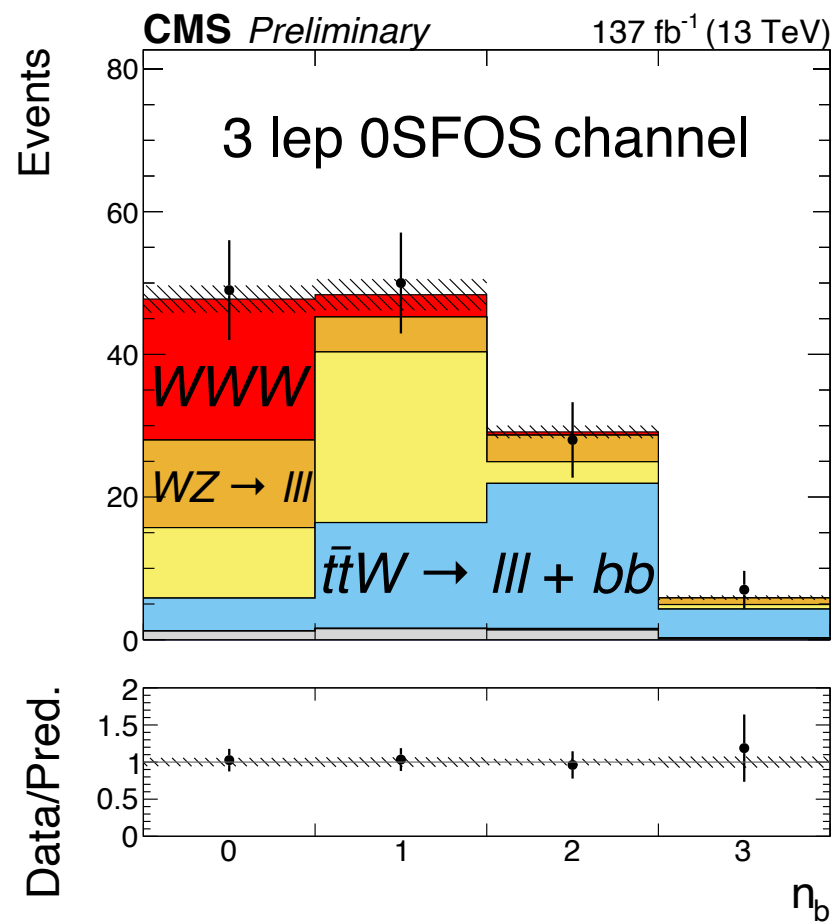


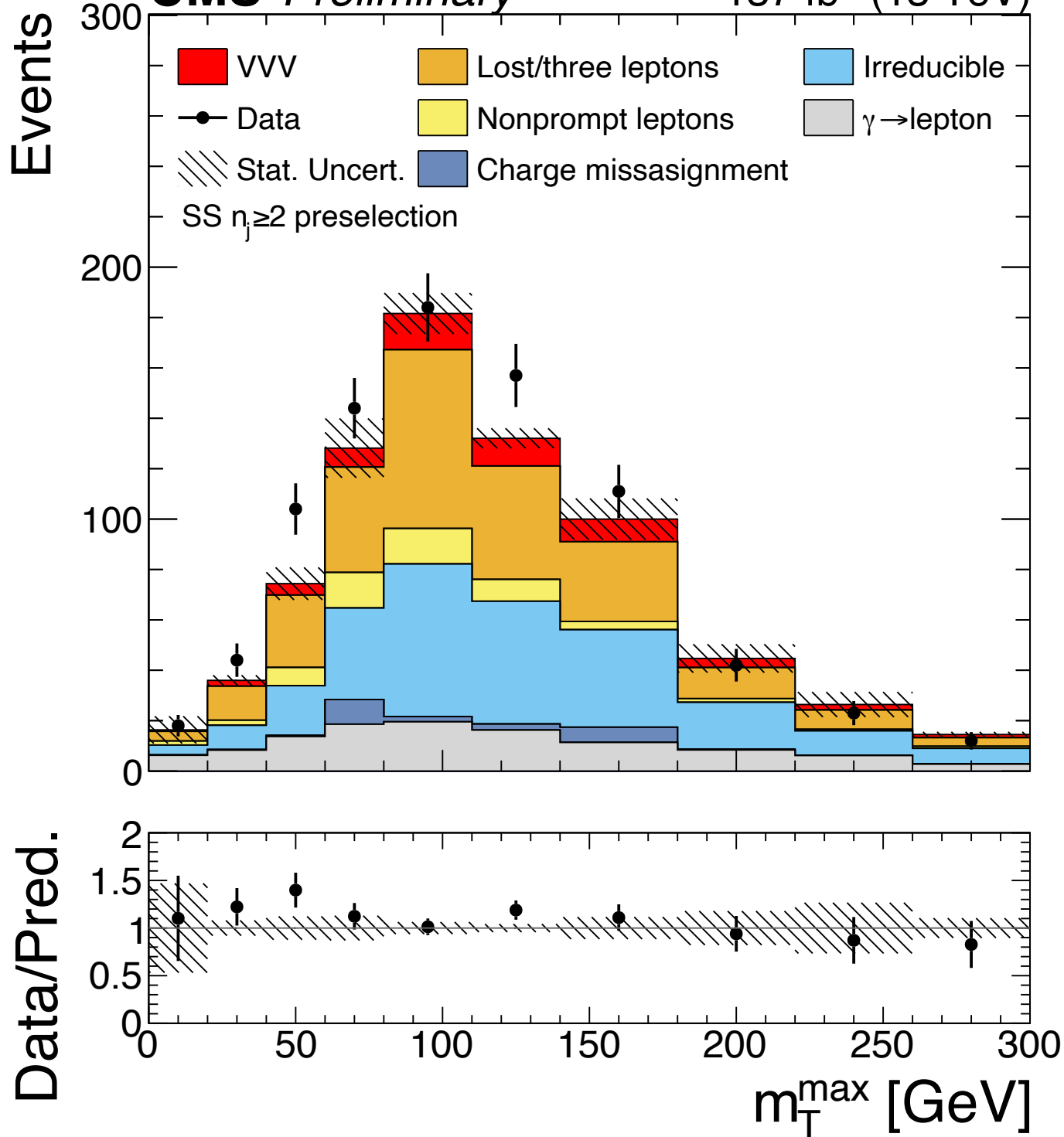
For $WW \rightarrow l\nu l\nu$ sub-system of WWZ , endpoint is at m_W

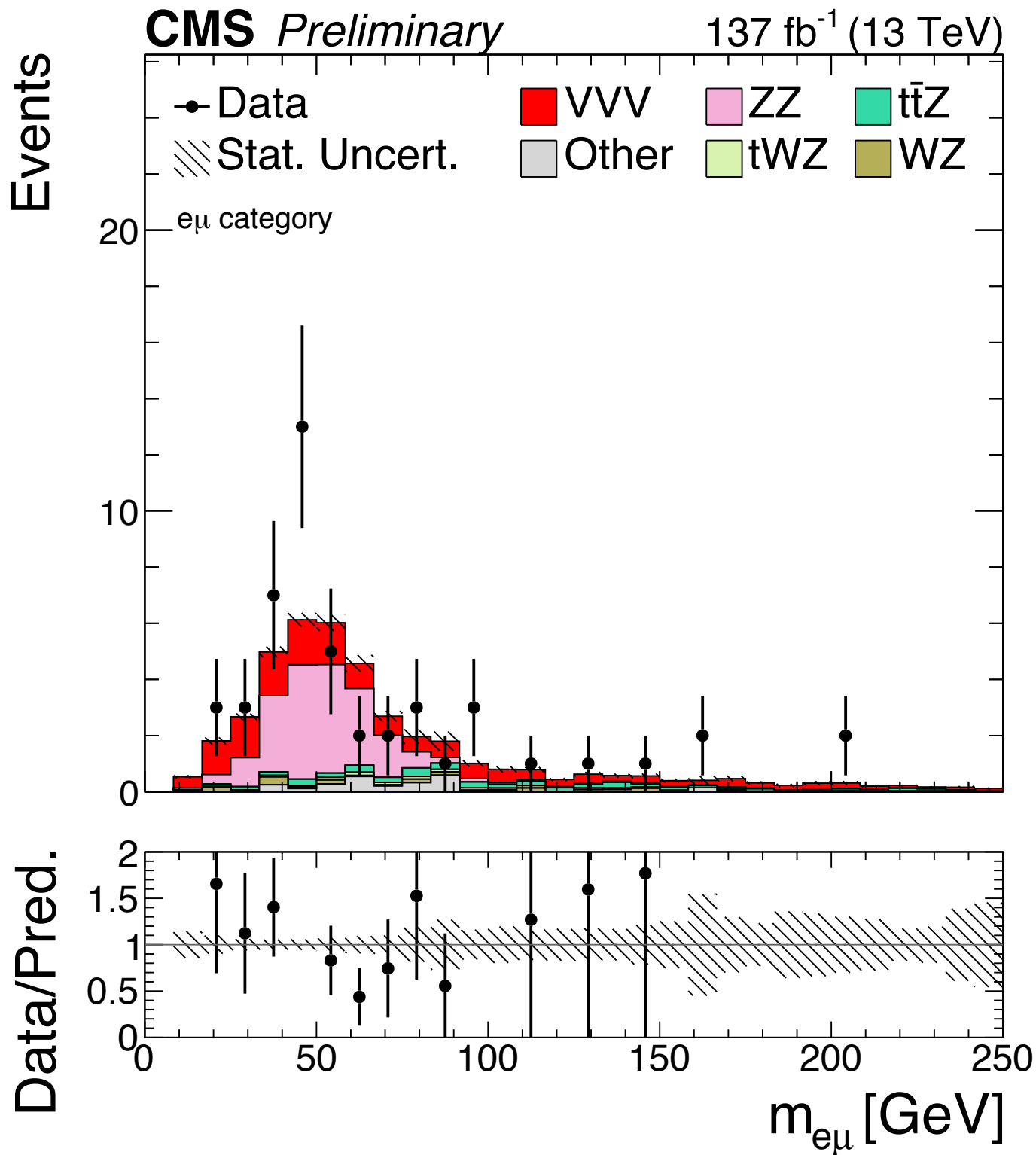
For $Z \rightarrow \tau\tau \rightarrow ll\nu\nu\nu\nu$ sub-system of ZZ , endpoint is at m_τ

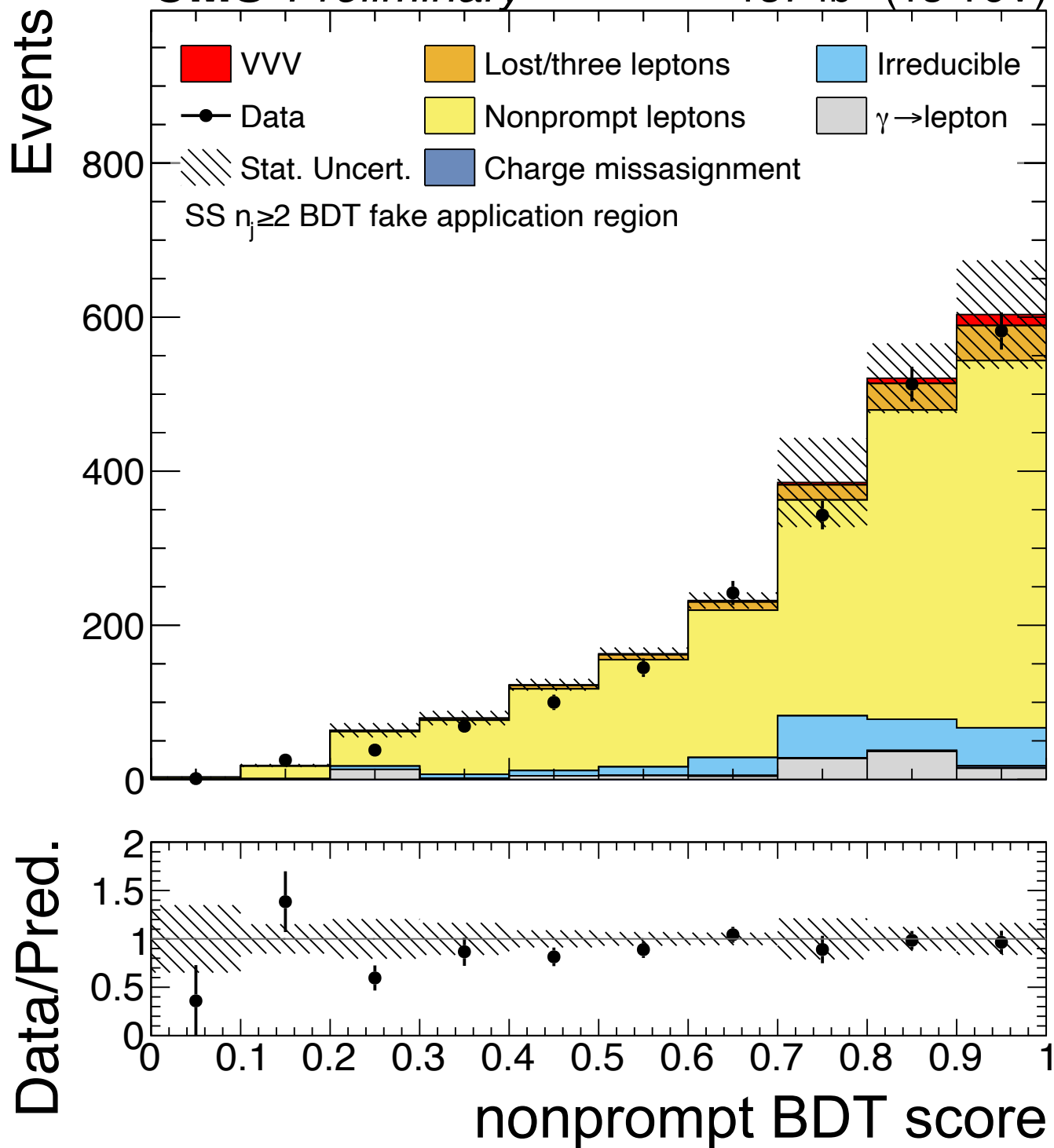


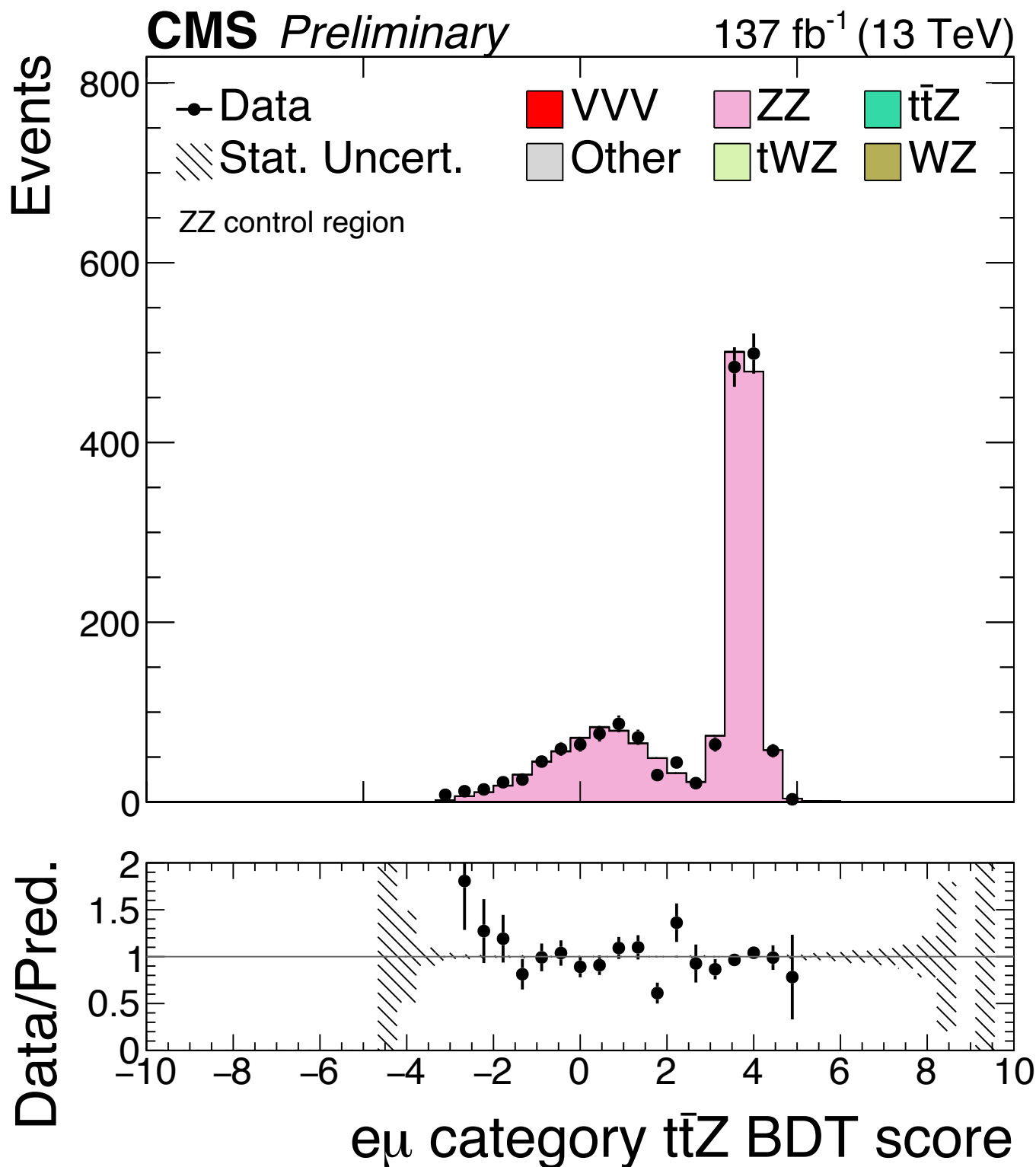
	ZZ BDT range	$t\bar{t}Z$ BDT range
$e\mu$ BDT bin 1	$(-\infty, -0.908)$	$(-\infty, \infty)$
$e\mu$ BDT bin 2	$(-0.908, \infty)$	$(-\infty, 0.015)$
$e\mu$ BDT bin 3	$(-0.908, 0.733)$	$(0.015, \infty)$
$e\mu$ BDT bin 4	$(0.733, \infty)$	$(0.015, 3.523)$
$e\mu$ BDT bin 5	$(0.733, \infty)$	$(3.523, \infty)$
$ee/\mu\mu$ BDT bin A	$(0, 3)$	-
$ee/\mu\mu$ BDT bin B	$(3, \infty)$	-

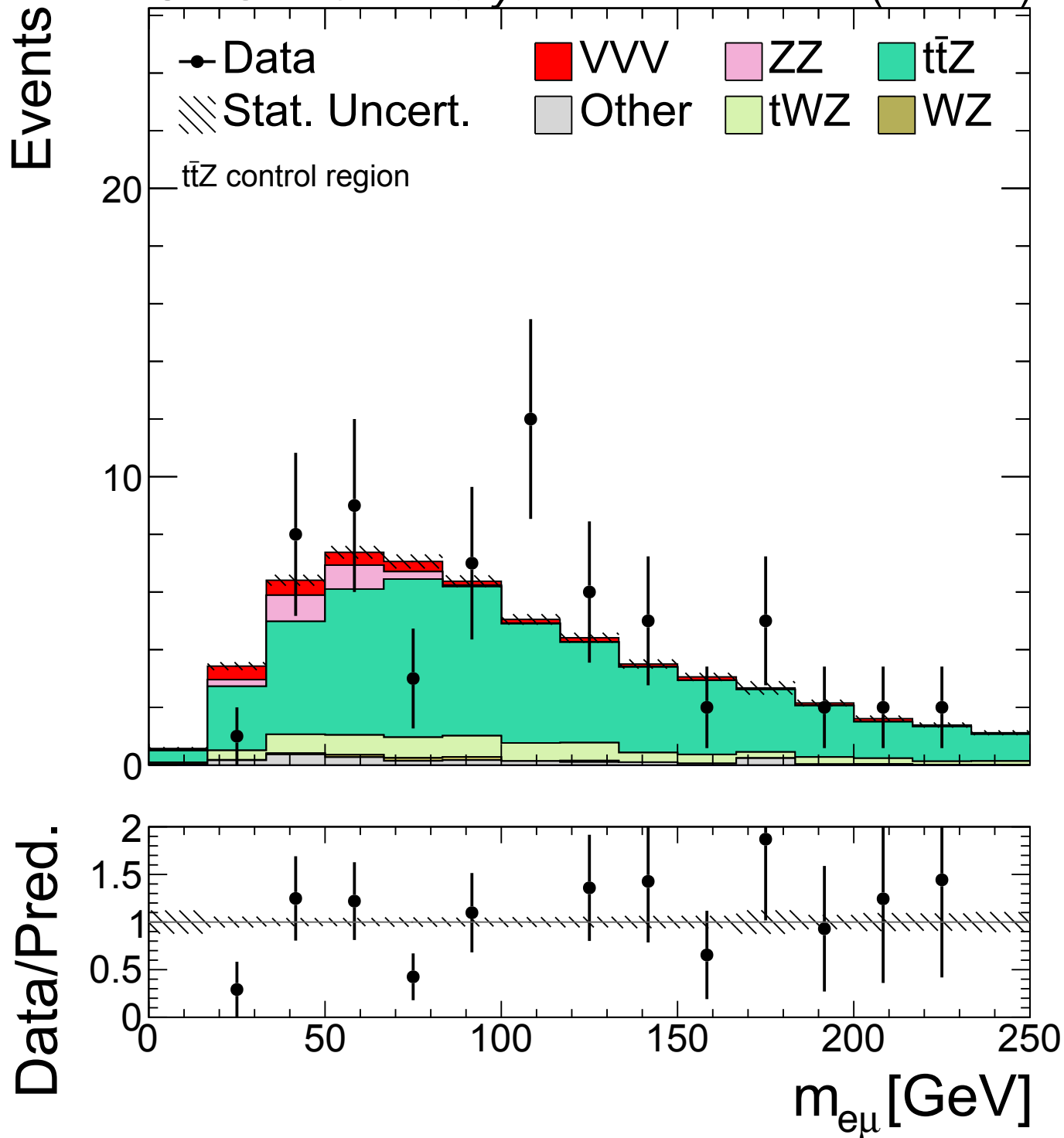












Process	Higgs boson contributions as signal		Higgs boson contributions as background	
	sequential-cut	BDT-based	sequential-cut	BDT-based
WWW	2.5 (2.9)	3.3 (3.1)	1.0 (1.8)	1.6 (1.9)
WWZ	3.5 (3.6)	3.4 (4.1)	0.9 (2.2)	1.3 (2.2)
WZZ	1.6 (0.7)	1.7 (0.7)	1.7 (0.8)	1.7 (0.8)
ZZZ	0.0 (0.9)	0.0 (0.9)	0.0 (0.9)	0.0 (0.9)
VVV	5.0 (5.4)	5.7 (5.9)	2.3 (3.5)	2.9 (3.5)

Process	Higgs boson contributions as signal		Higgs boson contributions as background	
	sequential-cut	BDT-based	sequential-cut	BDT-based
WZZ	5.2 ($3.7^{+2.2}_{-1.3}$)	6.1 ($3.8^{+2.2}_{-1.3}$)	5.8 ($3.7^{+2.3}_{-1.3}$)	5.8 ($3.7^{+2.3}_{-1.3}$)
ZZZ	5.4 ($6.0^{+4.6}_{-2.6}$)	5.4 ($6.2^{+4.9}_{-2.7}$)	5.6 ($6.3^{+5.3}_{-2.8}$)	5.7 ($6.3^{+5.3}_{-2.8}$)

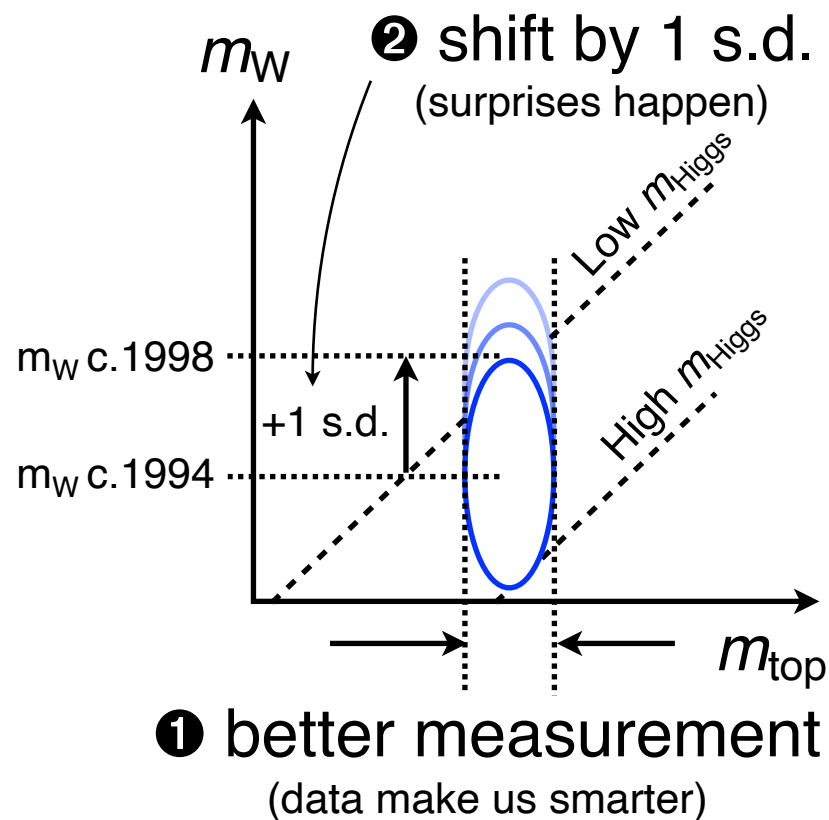
Signal region	SS m_{jj} -in			SS m_{jj} -out			SS 1j			3ℓ		
	$e^\pm e^\pm$	$e^\pm \mu^\pm$	$\mu^\pm \mu^\pm$	$e^\pm e^\pm$	$e^\pm \mu^\pm$	$\mu^\pm \mu^\pm$	$e^\pm e^\pm$	$e^\pm \mu^\pm$	$\mu^\pm \mu^\pm$	0SFOS	1SFOS	2SFOS
Lost/three ℓ	1.4 ± 0.9	5.5 ± 1.6	7.0 ± 1.7	10.7 ± 2.6	9.7 ± 3.6	31.4 ± 3.8	2.5 ± 1.1	41.0 ± 6.1	5.8 ± 1.6	3.5 ± 0.7	25.6 ± 4.2	36.1 ± 3.1
Irreducible	1.0 ± 0.1	0.6 ± 0.1	2.9 ± 0.2	4.7 ± 0.4	1.9 ± 0.2	15.5 ± 1.2	0.4 ± 0.0	4.6 ± 0.2	0.5 ± 0.1	1.3 ± 0.1	1.2 ± 0.1	0.3 ± 0.0
Nonprompt ℓ	0.6 ± 0.6	3.6 ± 2.4	4.2 ± 1.5	0.8 ± 1.0	2.8 ± 1.5	9.1 ± 4.5	2.5 ± 5.2	2.9 ± 1.4	0.2 ± 0.1	1.8 ± 0.5	7.5 ± 2.3	1.8 ± 1.1
Charge flips	<0.1	<0.1	<0.1	4.5 ± 2.5	<0.1	<0.1	<0.1	0.1 ± 0.1	<0.1	<0.1	0.8 ± 1.2	0.3 ± 0.1
$\gamma \rightarrow$ nonprompt ℓ	0.1 ± 0.2	0.1 ± 0.4	<0.1	1.4 ± 0.5	1.1 ± 0.4	0.7 ± 0.4	0.6 ± 1.2	4.8 ± 8.0	<0.1	<0.1	1.0 ± 0.4	0.1 ± 1.5
Background sum	3.1 ± 1.1	9.8 ± 2.9	14.2 ± 2.3	22.1 ± 3.8	15.6 ± 4.0	56.8 ± 6.0	6.0 ± 5.4	53.5 ± 10.1	6.4 ± 1.6	6.6 ± 0.9	36.2 ± 5.0	38.7 ± 3.6
WWW onshell	0.9 ± 0.4	2.3 ± 0.9	4.6 ± 1.7	0.9 ± 0.4	1.0 ± 0.6	3.3 ± 1.3	0.3 ± 0.2	1.2 ± 0.4	0.4 ± 0.2	6.7 ± 2.4	4.3 ± 1.6	1.8 ± 0.7
WH \rightarrow WWW	0.4 ± 0.3	1.3 ± 0.9	1.2 ± 0.5	0.5 ± 0.3	1.3 ± 1.3	2.7 ± 1.2	1.1 ± 0.8	6.5 ± 3.1	2.2 ± 1.1	3.4 ± 1.6	5.0 ± 2.1	0.6 ± 0.6
WWW total	1.3 ± 0.5	3.7 ± 1.3	5.8 ± 1.7	1.5 ± 0.5	2.3 ± 1.4	6.0 ± 1.7	1.4 ± 0.8	7.7 ± 3.1	2.5 ± 1.1	10.1 ± 2.9	9.3 ± 2.6	2.4 ± 0.9
WWZ onshell	<0.1	<0.1	<0.1	<0.1	<0.1	<0.1	<0.1	<0.1	<0.1	0.2 ± 0.1	<0.1	<0.1
ZH \rightarrow WWZ	<0.1	<0.1	<0.1	<0.1	<0.1	<0.1	<0.1	<0.1	<0.1	0.1 ± 0.1	0.1 ± 0.1	<0.1
WWZ total	<0.1	<0.1	<0.1	<0.1	<0.1	<0.1	<0.1	<0.1	<0.1	0.3 ± 0.1	0.1 ± 0.1	<0.1
WZZ onshell	<0.1	<0.1	<0.1	<0.1	<0.1	<0.1	<0.1	<0.1	<0.1	<0.1	<0.1	<0.1
WH \rightarrow WZZ	<0.1	<0.1	<0.1	<0.1	<0.1	<0.1	<0.1	<0.1	<0.1	<0.1	<0.1	<0.1
WZZ total	<0.1	<0.1	<0.1	<0.1	<0.1	<0.1	<0.1	<0.1	<0.1	<0.1	<0.1	<0.1
ZZZ onshell	<0.1	<0.1	<0.1	<0.1	<0.1	<0.1	<0.1	<0.1	<0.1	<0.1	<0.1	<0.1
ZH \rightarrow ZZZ	<0.1	<0.1	<0.1	<0.1	<0.1	<0.1	<0.1	<0.1	<0.1	<0.1	<0.1	<0.1
ZZZ total	<0.1	<0.1	<0.1	<0.1	<0.1	<0.1	<0.1	<0.1	<0.1	<0.1	<0.1	<0.1
VVV onshell	0.9 ± 0.4	2.3 ± 0.9	4.6 ± 1.7	0.9 ± 0.4	1.0 ± 0.6	3.3 ± 1.3	0.3 ± 0.2	1.2 ± 0.4	0.4 ± 0.2	6.9 ± 2.4	4.3 ± 1.6	1.8 ± 0.7
VH \rightarrow VVV	0.4 ± 0.3	1.3 ± 0.9	1.2 ± 0.5	0.5 ± 0.3	1.3 ± 1.3	2.7 ± 1.2	1.1 ± 0.8	6.5 ± 3.1	2.2 ± 1.1	3.6 ± 1.6	5.1 ± 2.1	0.6 ± 0.6
VVV total	1.3 ± 0.5	3.7 ± 1.3	5.8 ± 1.7	1.5 ± 0.5	2.3 ± 1.4	6.0 ± 1.7	1.4 ± 0.8	7.7 ± 3.1	2.5 ± 1.1	10.4 ± 2.9	9.3 ± 2.6	2.4 ± 0.9
Total	4.4 ± 1.2	13.5 ± 3.2	20.0 ± 2.9	23.6 ± 3.8	17.8 ± 4.2	62.7 ± 6.3	7.4 ± 5.5	61.2 ± 10.6	9.0 ± 2.0	17.0 ± 3.0	45.5 ± 5.6	41.1 ± 3.7
Observed	3	14	15	22	22	67	13	69	8	17	42	39

Signal region	$4\ell e\mu$					$4\ell ee/\mu\mu$		5ℓ	6ℓ
	bin 1	bin 2	bin 3	bin 4	bin 5	bin A	bin B		
ZZ	15.9±1.0	1.6±0.1	0.6±0.1	0.6±0.1	0.2±0.0	76.4±4.3	2.9±0.3	0.30±0.09	0.01±0.01
t \bar{t} Z	0.2±0.1	0.1±0.1	2.8±0.5	1.4±0.2	0.1±0.1	1.5±0.3	2.3±0.3	<0.01	<0.01
tWZ	0.1±0.1	0.1±0.1	0.6±0.1	0.7±0.1	0.1±0.1	0.5±0.1	0.7±0.1	<0.01	<0.01
WZ	0.5±0.2	0.2±0.2	0.5±0.2	0.3±0.3	0.1±0.1	1.0±0.4	0.2±0.1	<0.01	<0.01
Other	1.1±0.4	0.5±0.5	0.5±0.2	0.6±0.2	<0.1	2.7±0.6	0.5±0.2	<0.01	<0.01
Background sum	17.8±1.1	2.5±0.5	5.0±0.6	3.6±0.4	0.5±0.1	82.2±4.3	6.6±0.5	0.30±0.09	0.01±0.01
WWW onshell	<0.1	<0.1	<0.1	<0.1	<0.1	<0.1	<0.1	<0.01	<0.01
WH → WWW	<0.1	<0.1	<0.1	<0.1	<0.1	<0.1	<0.1	<0.01	<0.01
WWW total	<0.1	<0.1	<0.1	<0.1	<0.1	<0.1	<0.1	<0.01	<0.01
WWZ onshell	0.3±0.1	0.4±0.2	1.4±0.7	3.6±1.5	1.0±0.5	2.7±1.2	3.2±1.4	<0.01	<0.01
ZH → WWZ	1.1±0.5	1.1±0.5	0.5±0.2	1.3±0.5	1.8±0.8	2.9±1.2	1.5±0.6	<0.01	<0.01
WWZ total	1.3±0.5	1.5±0.5	1.9±0.8	4.9±1.6	2.9±0.9	5.6±1.7	4.7±1.5	<0.01	<0.01
WZZ onshell	0.2±0.2	0.1±0.1	0.2±0.2	0.4±0.4	0.1±0.1	0.5±0.4	0.2±0.2	2.62±1.82	0.03±0.05
WH → WZZ	0.2±0.3	0.2±0.3	<0.1	0.5±0.5	<0.1	<0.1	<0.1	<0.01	<0.01
WZZ total	0.4±0.3	0.3±0.3	0.2±0.2	0.9±0.7	0.1±0.1	0.5±0.4	0.2±0.2	2.62±1.82	0.03±0.05
ZZZ onshell	<0.1	<0.1	<0.1	<0.1	<0.1	<0.1	<0.1	<0.01	<0.01
ZH → ZZZ	<0.1	<0.1	<0.1	<0.1	<0.1	<0.1	<0.1	<0.01	<0.01
ZZZ total	<0.1	<0.1	<0.1	<0.1	<0.1	<0.1	<0.1	<0.01	<0.01
VVV onshell	0.5±0.2	0.4±0.2	1.6±0.8	4.0±1.5	1.1±0.5	3.2±1.3	3.4±1.4	2.62±1.82	0.03±0.05
VH → VVV	1.2±0.5	1.3±0.6	0.5±0.2	1.7±0.8	1.8±0.8	2.9±1.2	1.5±0.6	<0.01	<0.01
VVV total	1.7±0.6	1.7±0.6	2.1±0.8	5.8±1.7	3.0±0.9	6.1±1.8	4.8±1.5	2.62±1.82	0.03±0.05
Total	19.5±1.2	4.2±0.8	7.1±1.0	9.4±1.8	3.5±0.9	88.2±4.7	11.4±1.6	2.92±1.82	0.04±0.05
Observed	22	9	7	8	3	80	11	3	0

Signal region	SS m_{jj} -in			SS m_{jj} -out			SS 1j			3ℓ		
	$e^{\pm}e^{\pm}$	$e^{\pm}\mu^{\pm}$	$\mu^{\pm}\mu^{\pm}$	$e^{\pm}e^{\pm}$	$e^{\pm}\mu^{\pm}$	$\mu^{\pm}\mu^{\pm}$	$e^{\pm}e^{\pm}$	$e^{\pm}\mu^{\pm}$	$\mu^{\pm}\mu^{\pm}$	0 SFOS	1 SFOS	2 SFOS
Lost/three ℓ	1.8±0.4	10.9±2.0	8.7±1.0	8.8±1.7	46.0±6.2	44.8±4.4	8.4±1.3	43.5±4.4	34.5±2.7	4.6±0.8	15.1±1.5	58.3±2.4
Irreducible	2.1±0.4	13.0±3.6	8.4±1.4	9.8±1.4	41.1±4.5	42.8±4.7	2.6±0.6	22.8±8.6	13.2±1.9	2.5±0.9	2.2±1.2	2.5±0.8
Nonprompt ℓ	1.3±0.9	5.8±2.4	6.8±2.2	2.3±1.3	12.0±6.1	11.2±3.8	1.8±2.9	2.4±1.3	2.8±1.1	3.0±0.9	5.7±1.6	5.9±1.6
Charge flips	<0.1	1.2±2.0	<0.1	2.6±1.6	1.0±0.5	<0.1	6.9±4.7	0.2±0.1	<0.1	<0.1	1.1±1.3	0.7±0.2
$\gamma \rightarrow$ nonprompt ℓ	1.4±0.4	2.3±0.9	0.1±0.8	8.6±3.1	19.2±5.1	2.3±0.9	3.8±1.1	19.7±6.0	13.8±7.0	<0.1	0.6±0.7	0.2±0.3
Background sum	6.7±1.2	33.3±5.2	24.0±2.9	32.1±4.3	119±11	101±8	23.6±5.8	88.7±11.4	64.4±7.8	10.1±1.5	24.7±2.9	67.6±3.1
WWW onshell	1.0±0.5	3.3±1.5	3.5±1.6	0.9±0.5	3.9±1.8	4.1±1.9	0.5±0.3	1.8±0.8	1.7±0.9	5.9±2.6	3.8±1.7	2.5±1.2
WH \rightarrow WWW	0.2±0.3	1.9±1.5	0.6±0.4	0.4±0.4	1.3±0.8	1.7±1.0	0.8±0.5	4.5±2.7	3.3±2.0	3.0±1.7	2.7±1.5	1.3±0.8
WWW total	1.2±0.6	5.1±2.2	4.1±1.6	1.3±0.6	5.3±2.0	5.7±2.1	1.4±0.6	6.3±2.8	5.0±2.2	8.8±3.1	6.6±2.3	3.8±1.4
WWZ onshell	0.1±0.1	0.3±0.2	0.2±0.1	<0.1	<0.1	0.1±0.1	0.1±0.1	<0.1	<0.1	0.3±0.2	0.2±0.2	0.2±0.1
ZH \rightarrow WWZ	0.1±0.1	<0.1	<0.1	<0.1	<0.1	0.3±0.3	<0.1	<0.1	0.4±0.4	0.2±0.1	<0.1	<0.1
WWZ total	0.1±0.2	0.3±0.2	0.2±0.1	<0.1	<0.1	0.4±0.3	0.1±0.1	<0.1	0.4±0.4	0.4±0.2	0.2±0.2	0.2±0.1
WZZ onshell	<0.1	<0.1	<0.1	<0.1	<0.1	<0.1	<0.1	<0.1	<0.1	<0.1	<0.1	<0.1
WH \rightarrow WZZ	<0.1	<0.1	<0.1	<0.1	<0.1	<0.1	<0.1	<0.1	<0.1	<0.1	<0.1	<0.1
WZZ total	<0.1	<0.1	<0.1	<0.1	<0.1	<0.1	<0.1	<0.1	<0.1	<0.1	<0.1	<0.1
ZZZ onshell	<0.1	<0.1	<0.1	<0.1	<0.1	<0.1	<0.1	<0.1	<0.1	<0.1	<0.1	<0.1
ZH \rightarrow ZZZ	<0.1	<0.1	<0.1	<0.1	<0.1	<0.1	<0.1	<0.1	<0.1	<0.1	<0.1	<0.1
ZZZ total	<0.1	<0.1	<0.1	<0.1	<0.1	<0.1	<0.1	<0.1	<0.1	<0.1	<0.1	<0.1
VVV onshell	1.0±0.5	3.5±1.5	3.7±1.6	0.9±0.5	3.9±1.8	4.2±1.9	0.6±0.3	1.8±0.8	1.7±0.9	6.1±2.6	4.0±1.8	2.7±1.2
VH \rightarrow VVV	0.3±0.3	1.9±1.5	0.6±0.4	0.4±0.4	1.3±0.8	2.0±1.0	0.8±0.5	4.5±2.7	3.7±2.0	3.1±1.7	2.7±1.5	1.3±0.8
VVV total	1.3±0.6	5.4±2.2	4.2±1.6	1.3±0.6	5.3±2.0	6.1±2.1	1.4±0.6	6.3±2.8	5.4±2.2	9.3±3.1	6.8±2.3	3.9±1.4
Total	8.0±1.3	38.7±5.6	28.2±3.4	33.5±4.4	125±11	107±8	25.0±5.8	95.0±11.8	69.8±8.1	19.4±3.4	31.4±3.7	71.5±3.4
Observed	5	46	20	31	112	118	29	101	69	20	32	69

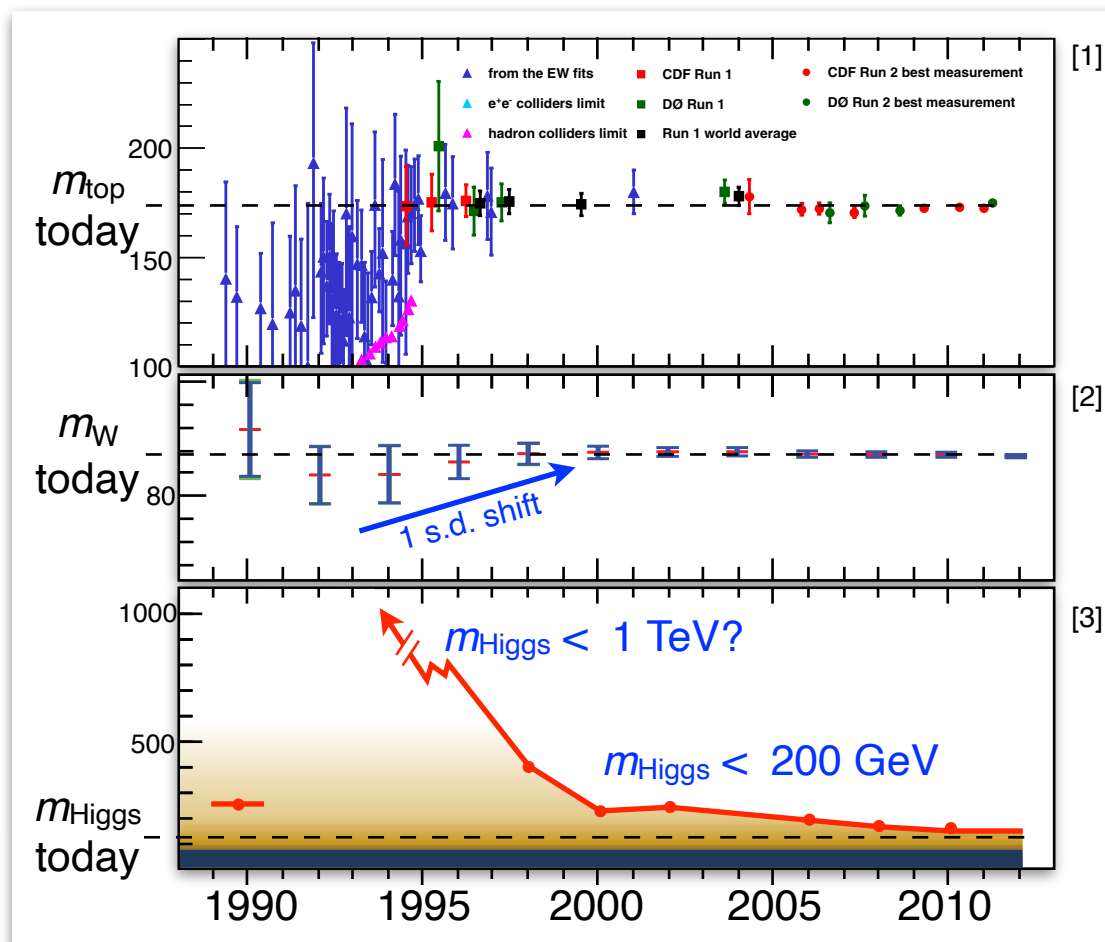
Signal region	$4\ell\ e\mu$				$4\ell\ ee/\mu\mu$			5ℓ	6ℓ
	bin 4	bin 3	bin 2	bin 1	bin A	bin B	bin C		
ZZ	0.3 ± 0.0	0.7 ± 0.0	0.7 ± 0.0	0.4 ± 0.0	1.8 ± 0.2	6.0 ± 0.6	5.0 ± 0.5	0.30 ± 0.08	0.01 ± 0.01
$t\bar{t}Z$	0.2 ± 0.0	0.3 ± 0.1	0.8 ± 0.1	2.3 ± 0.4	1.4 ± 0.2	1.1 ± 0.2	0.2 ± 0.0	<0.01	<0.01
tWZ	0.1 ± 0.1	0.1 ± 0.1	0.3 ± 0.0	0.8 ± 0.1	0.5 ± 0.1	0.3 ± 0.1	0.1 ± 0.1	<0.01	<0.01
WZ	0.2 ± 0.1	0.1 ± 0.1	0.1 ± 0.2	0.6 ± 0.2	<0.1	0.2 ± 0.1	0.1 ± 0.1	<0.01	<0.01
Other	<0.1	0.2 ± 0.1	0.6 ± 0.3	0.2 ± 0.1	<0.1	1.4 ± 0.5	0.1 ± 0.1	<0.01	<0.01
Background sum	0.8 ± 0.1	1.4 ± 0.1	2.5 ± 0.3	4.3 ± 0.4	3.7 ± 1.9	9.1 ± 0.8	5.5 ± 0.5	0.30 ± 0.08	0.01 ± 0.01
WWW onshell	<0.1	<0.1	<0.1	<0.1	<0.1	<0.1	<0.1	<0.01	<0.01
$WH \rightarrow WWW$	<0.1	<0.1	<0.1	<0.1	<0.1	<0.1	<0.1	<0.01	<0.01
WWW total	<0.1	<0.1	<0.1	<0.1	<0.1	<0.1	<0.1	<0.01	<0.01
WWZ onshell	0.5 ± 0.2	0.5 ± 0.2	1.1 ± 0.4	4.0 ± 1.6	2.1 ± 0.9	1.2 ± 0.4	0.6 ± 0.2	<0.01	<0.01
$ZH \rightarrow WWZ$	2.3 ± 0.9	1.1 ± 0.4	0.3 ± 0.1	0.1 ± 0.1	0.8 ± 0.3	0.9 ± 0.4	0.5 ± 0.2	<0.01	<0.01
WWZ total	2.8 ± 0.9	1.6 ± 0.5	1.4 ± 0.4	4.1 ± 1.6	2.9 ± 1.0	2.1 ± 0.6	1.1 ± 0.3	<0.01	<0.01
WZZ onshell	<0.1	0.1 ± 0.1	0.1 ± 0.1	0.4 ± 0.3	0.2 ± 0.2	0.1 ± 0.1	0.1 ± 0.1	2.17 ± 1.46	0.03 ± 0.04
$WH \rightarrow WZZ$	<0.1	0.4 ± 0.3	0.1 ± 0.2	<0.1	<0.1	<0.1	<0.1	<0.01	<0.01
WZZ total	<0.1	0.4 ± 0.4	0.2 ± 0.2	0.4 ± 0.3	0.2 ± 0.2	0.1 ± 0.1	0.1 ± 0.1	2.17 ± 1.46	0.03 ± 0.04
ZZZ onshell	<0.1	<0.1	<0.1	<0.1	<0.1	<0.1	<0.1	<0.01	<0.01
$ZH \rightarrow ZZZ$	<0.1	<0.1	<0.1	<0.1	<0.1	<0.1	<0.1	<0.01	<0.01
ZZZ total	<0.1	<0.1	<0.1	<0.1	<0.1	<0.1	<0.1	<0.01	<0.01
VVV onshell	0.5 ± 0.2	0.6 ± 0.2	1.2 ± 0.4	4.4 ± 1.6	2.3 ± 0.9	1.3 ± 0.5	0.7 ± 0.2	2.17 ± 1.46	0.03 ± 0.04
$VH \rightarrow VVV$	2.3 ± 0.9	1.5 ± 0.5	0.4 ± 0.3	0.1 ± 0.1	0.8 ± 0.3	0.9 ± 0.4	0.5 ± 0.2	<0.01	<0.01
VVV total	2.8 ± 0.9	2.1 ± 0.6	1.6 ± 0.5	4.5 ± 1.6	3.1 ± 1.0	2.2 ± 0.6	1.2 ± 0.3	2.17 ± 1.46	0.03 ± 0.04
Total	3.6 ± 0.9	3.5 ± 0.6	4.1 ± 0.6	8.8 ± 1.7	6.8 ± 2.1	11.3 ± 1.0	6.6 ± 0.6	2.47 ± 1.46	0.04 ± 0.04
Observed	7	1	5	7	6	8	7	3	0

m_{top} vs. m_W and m_{Higgs}

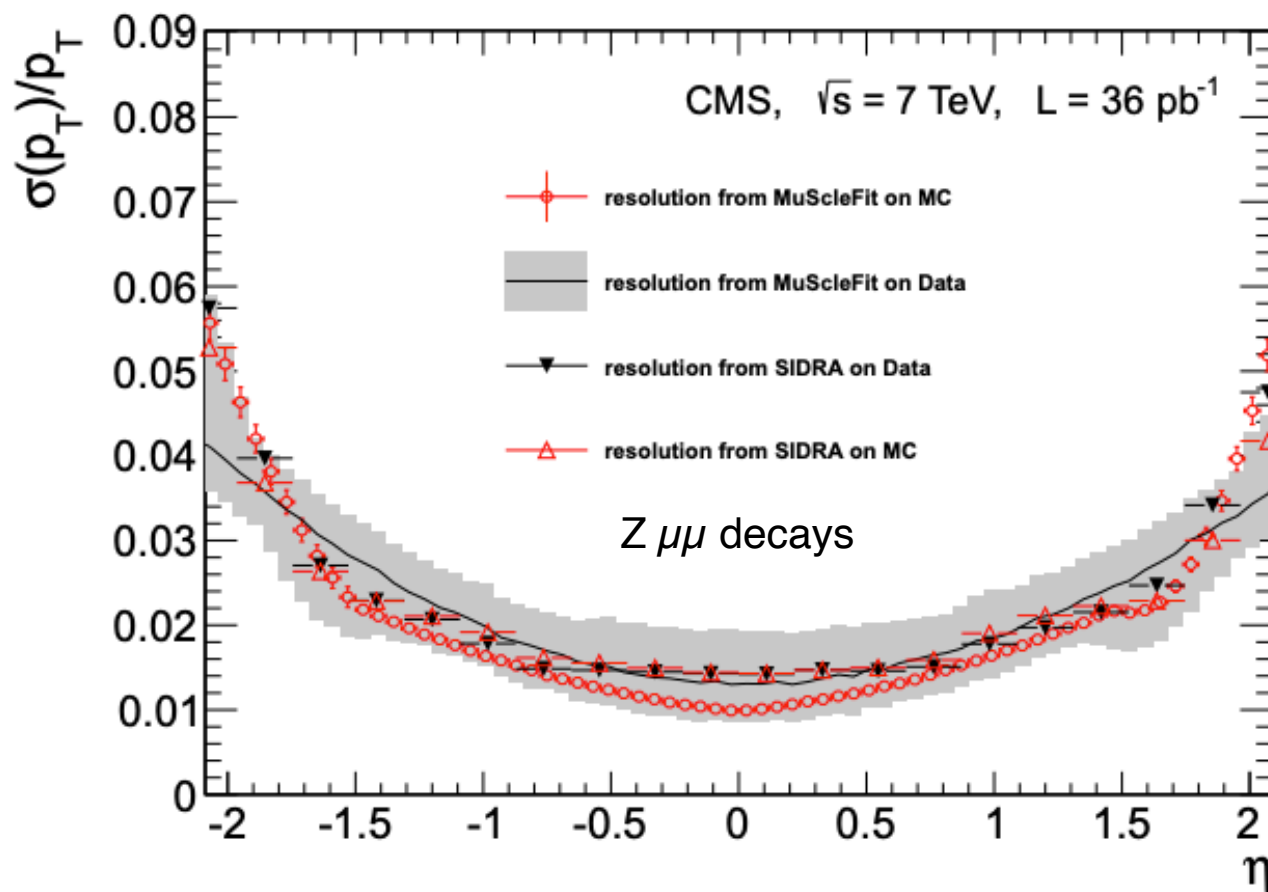


...after analysis of Run I data, ... **2** m_W shifted a full s.d. ... the m_{Higgs} must be **3** much lower than anyone had anticipated. ... Surprises happen.

– D. Amidei, R. Brock Fermi news 1/17/2003

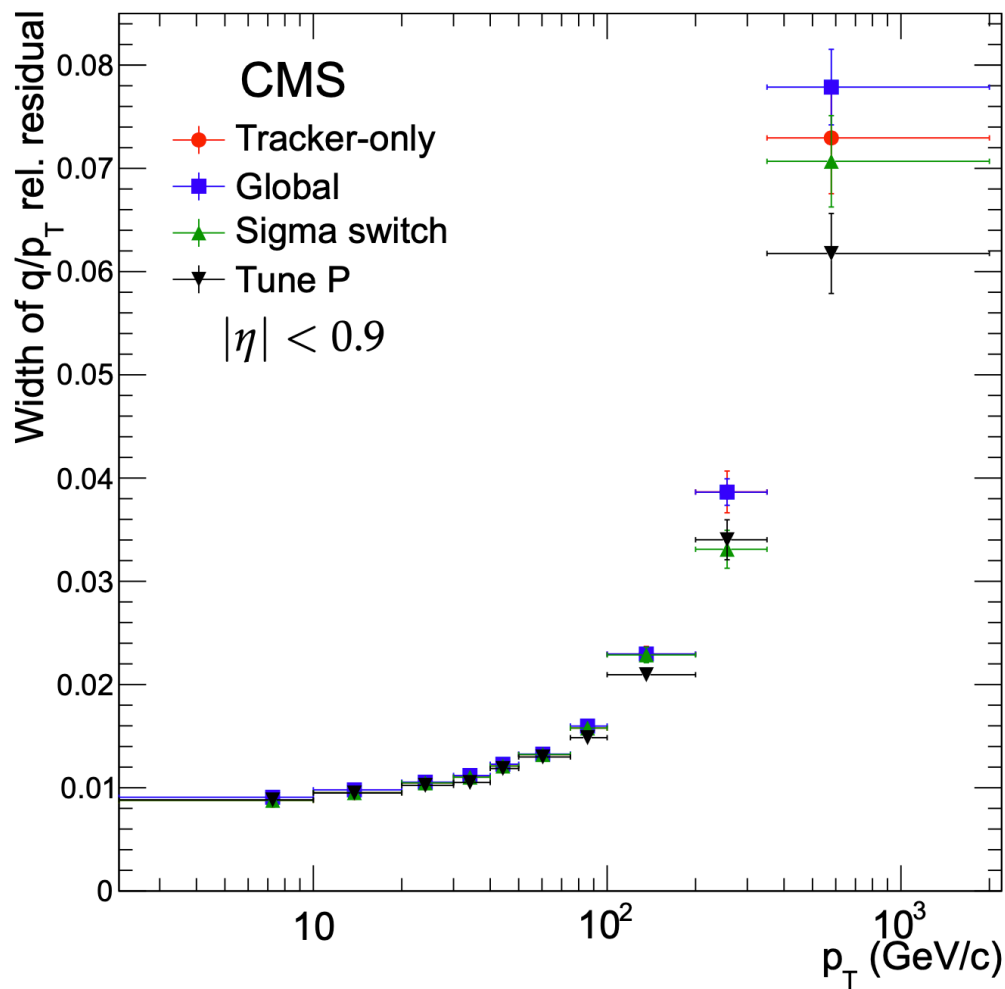


History tells us with more data we get smarter; also surprises happen

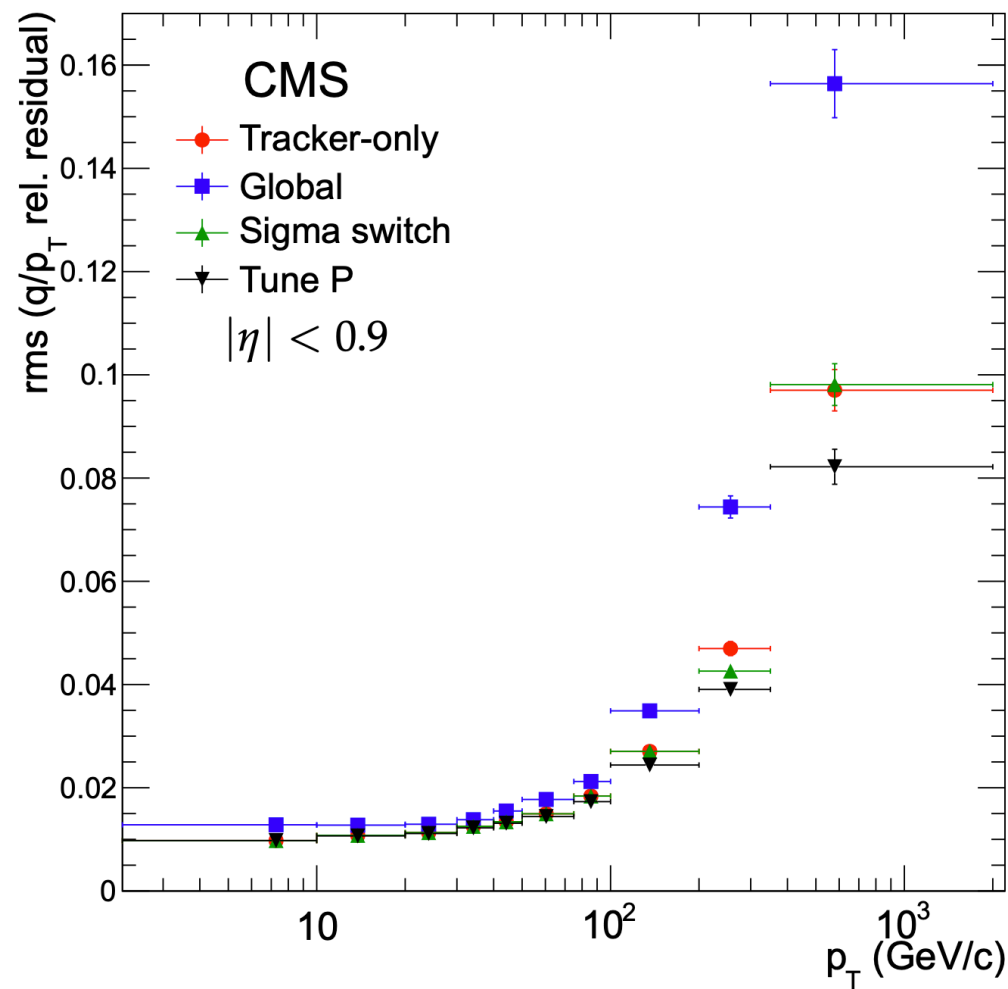


ment with the results obtained from simulation. The $\sigma(p_T)/p_T$ averaged over ϕ and η varies in p_T from $(1.8 \pm 0.3(\text{stat.}))\%$ at $p_T = 30 \text{ GeV}/c$ to $(2.3 \pm 0.3(\text{stat.}))\%$ at $p_T = 50 \text{ GeV}/c$, again in good agreement with the expectations from simulation.

<https://arxiv.org/pdf/1206.4071.pdf>



(a)

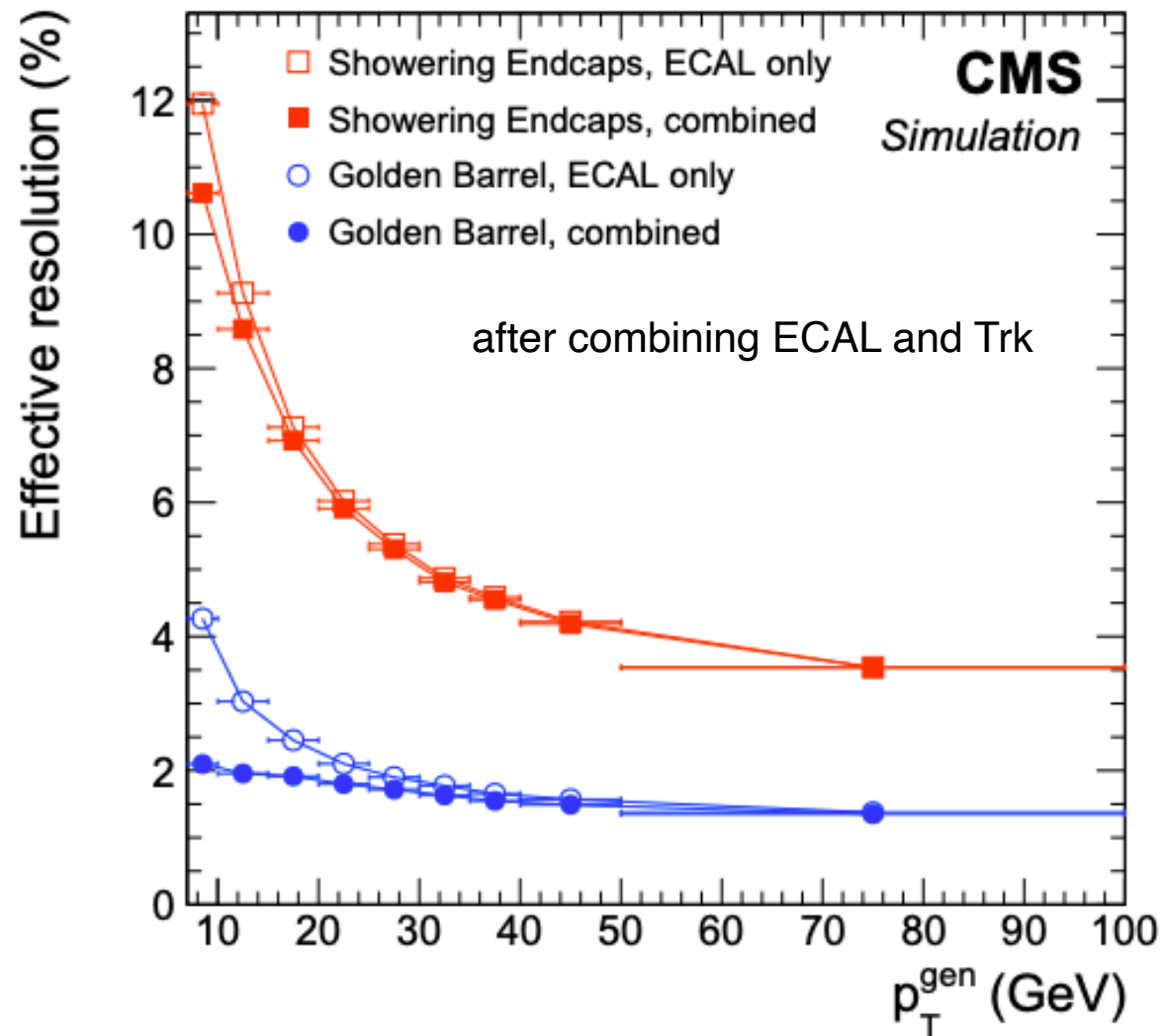


(b)

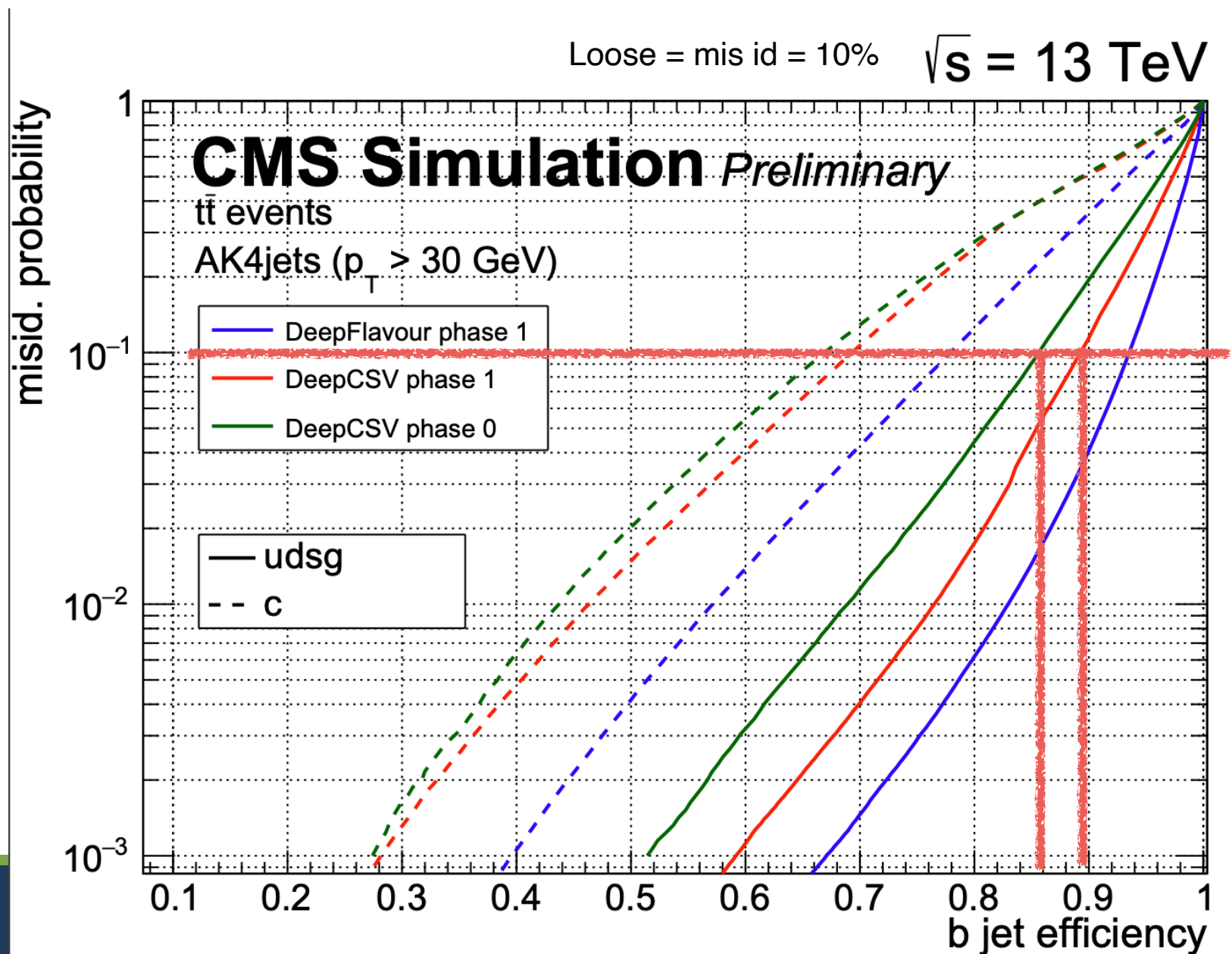
Performance of electron reconstruction and selection with the CMS detector in proton–proton collisions at $\sqrt{s} = 8$ TeV

CMS Collaboration

The performance and strategies used in electron reconstruction and selection at CMS are presented based on data corresponding to an integrated luminosity of 19.7 inverse femtobarns, collected in proton–proton collisions at $\sqrt{s} = 8$ TeV at the CERN LHC. The paper focuses on prompt isolated electrons with transverse momenta ranging from about 5 to a few 100 GeV. A detailed description is given of the algorithms used to cluster energy in the electromagnetic calorimeter and to reconstruct electron trajectories in the tracker. The electron momentum is estimated by combining the energy measurement in the calorimeter with the momentum measurement in the tracker. Benchmark selection criteria are presented, and their performances assessed using Z, Upsilon, and J/psi decays into electron–positron pairs. The spectra of the observables relevant to electron reconstruction and selection as well as their global efficiencies are well reproduced by Monte Carlo simulations. The momentum scale is calibrated with an uncertainty smaller than 0.3%. The momentum resolution for electrons produced in Z boson decays ranges from 1.7 to 4.5%, depending on electron pseudorapidity and energy loss through bremsstrahlung in the detector material.



<https://twiki.cern.ch/twiki/pub/CMSPublic/BTV13TeV2017FIRST2018/PT30GeV.pdf>





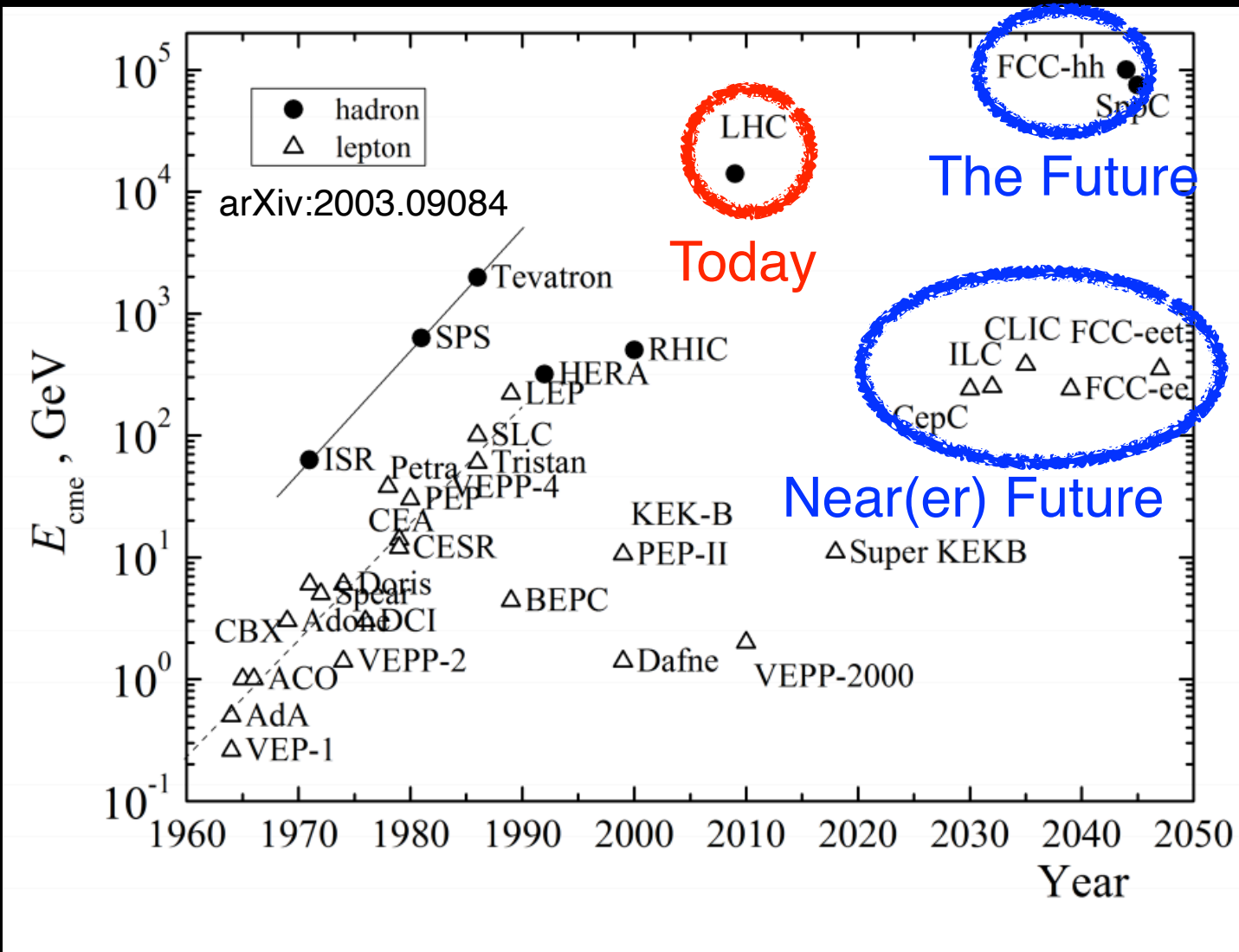
$$\mathcal{L}_\phi = D_\mu \phi^\dagger D_\mu \phi + \mu^2 (\phi \phi^\dagger) - \frac{\lambda}{4} (\phi \phi^\dagger)^2 - \frac{1}{4} W^{i\mu\nu} W_{\mu\nu}^i - \frac{1}{4} B^{\mu\nu} B_{\mu\nu}$$

$$\phi(x) = \begin{pmatrix} 0 \\ \frac{v+H(x)}{2} \end{pmatrix}$$

$$D_\mu = \partial_\mu + i\frac{g}{2}\sigma_j W_\mu^j + 2ig'Y B_\mu$$

$$\begin{aligned} \mathcal{L}_\phi = & \frac{1}{2}(\partial_\mu H \partial^\mu H) - \mu^2 H^2 \\ & - \frac{1}{4}(\partial_\mu W_{i\nu} - \partial_\nu W_{i\mu})(\partial^\mu W_i^\nu - \partial^\nu W_i^\mu) \\ & + \frac{1}{8}g^2v^2(W_{1\mu}W^{1\mu} + W_{2\mu}W^{2\mu}) \\ & + \frac{1}{8}v^2(gW_{3\mu} - g'B_\mu)(gW_3^\mu - g'B^\mu) - \frac{1}{4}B_{\mu\nu}B^{\mu\nu} \end{aligned}$$

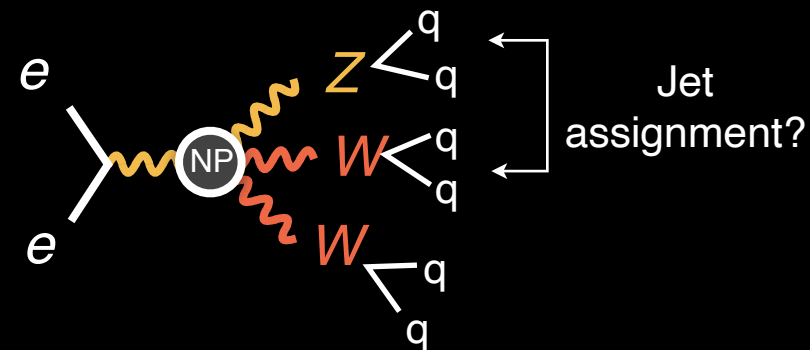
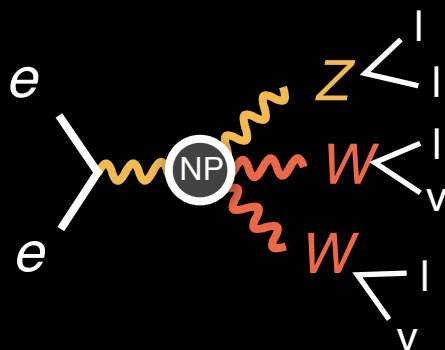
- Lepton ID for many lepton final states
 - Custom isolation only useful for same-sign / 3 lepton final states
 - Less than ideal for 5 / 6 lepton, which will be more important in Run 3
- Split interpretation by channels and vertex
 - Split WWW / WWZ / WZZ / ZZZ
 - Further split by VH v. VVV
 - WWW v. $WH \rightarrow WWW$
 - WWZ v. $ZH \rightarrow ZWW$
 - WZZ v. $WH \rightarrow WZZ$
 - ZZZ v. $ZH \rightarrow ZZZ$
- Work towards combination with other VBS channel
 - e.g. In theory, WWW and VBS same-sign WW cannot be separated
 - Breaks gauge invariance if remove diagram by hand



“Europe, together with its international partners, should investigate the technical and financial feasibility of a future hadron collider at CERN with a centre-of-mass energy of at least 100 TeV ...”

— 2020 Update of the European Strategy for Particle Physics

Ultimately FCC-hh with 100 TeV collider will map out the Higgs potential

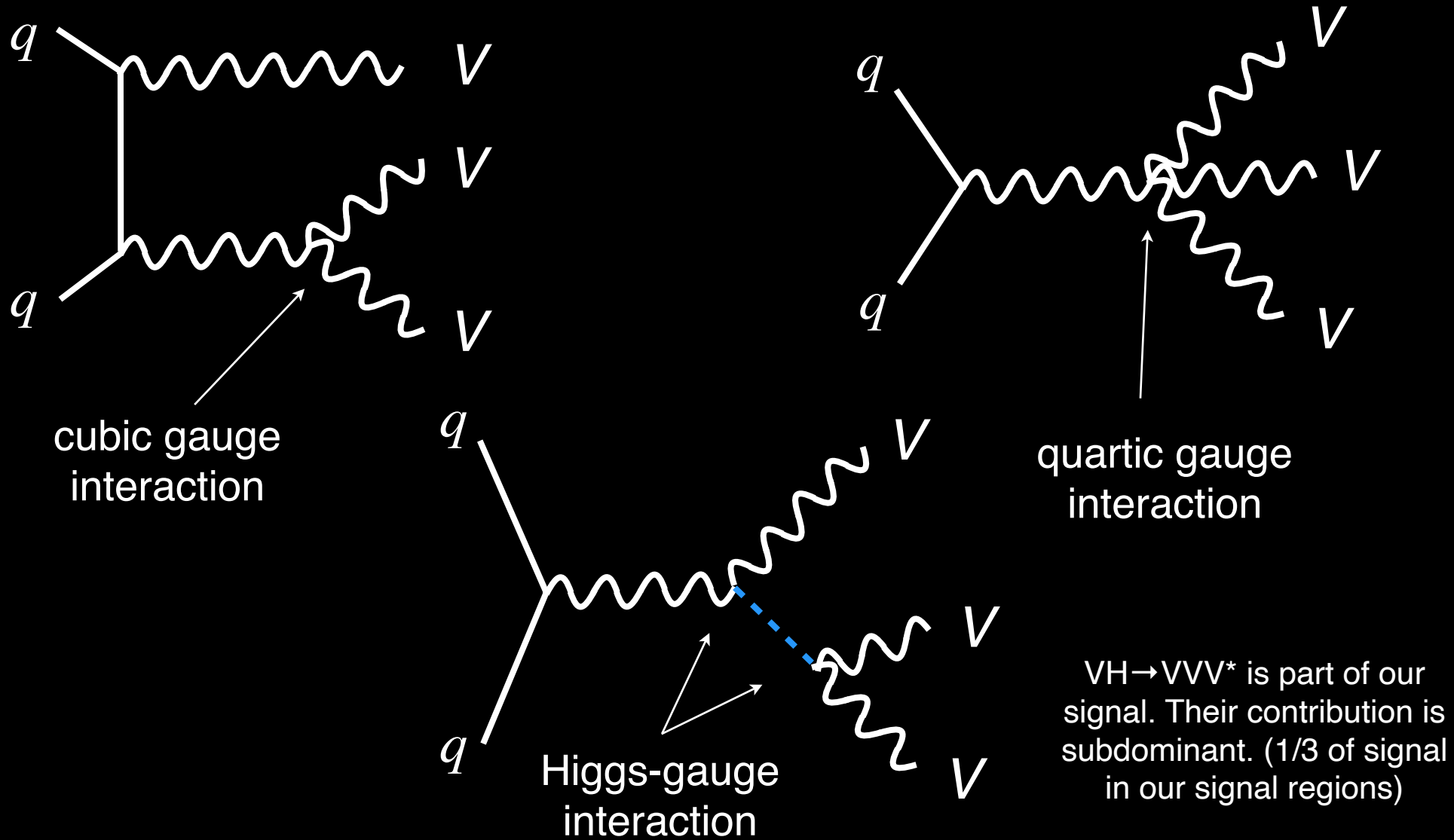


Multi-lepton \rightarrow Multi-jet final states

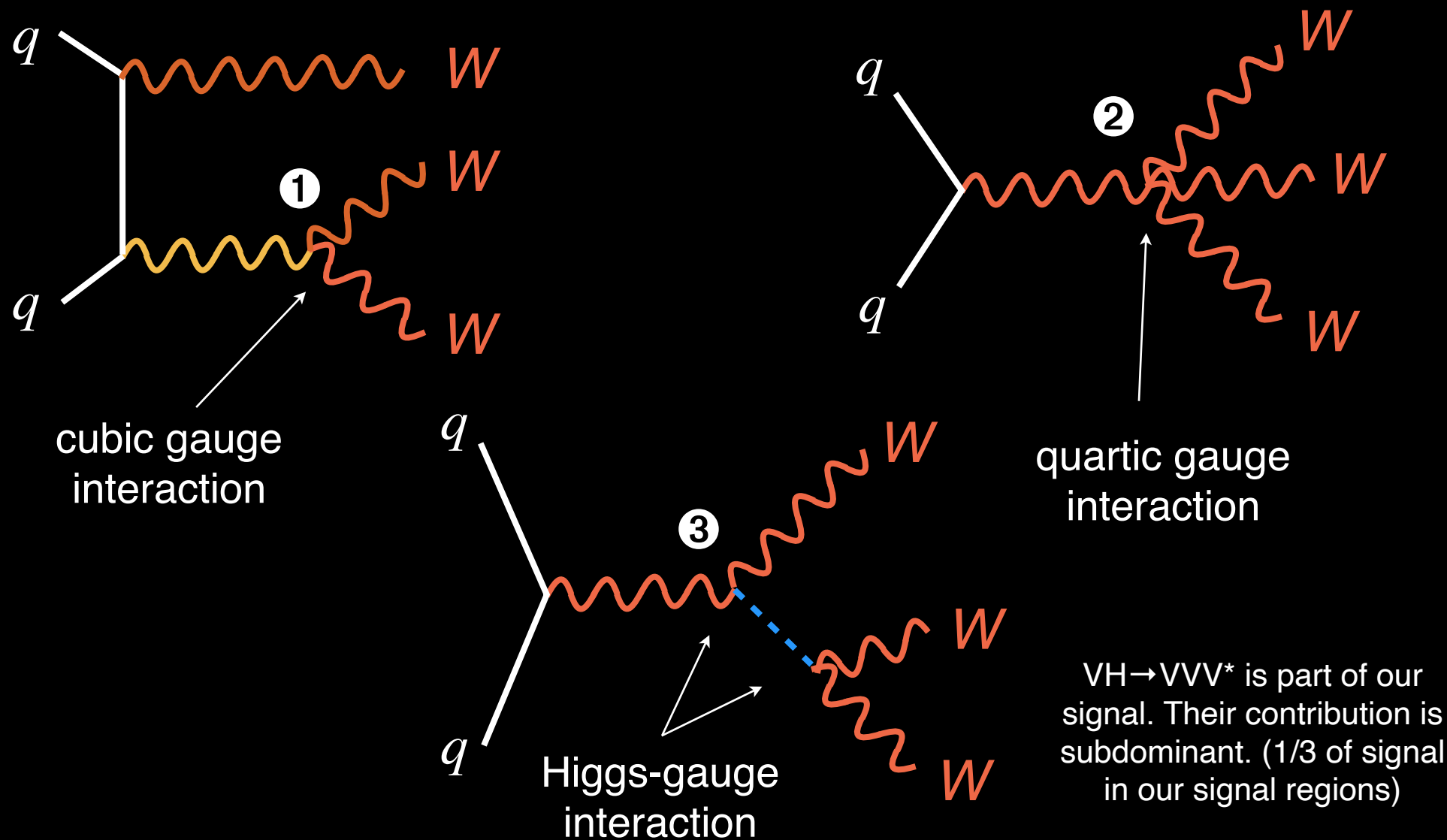
$\Rightarrow W / Z \rightarrow qq$ separation important

\Rightarrow Hadronic calorimeter important (resolution)

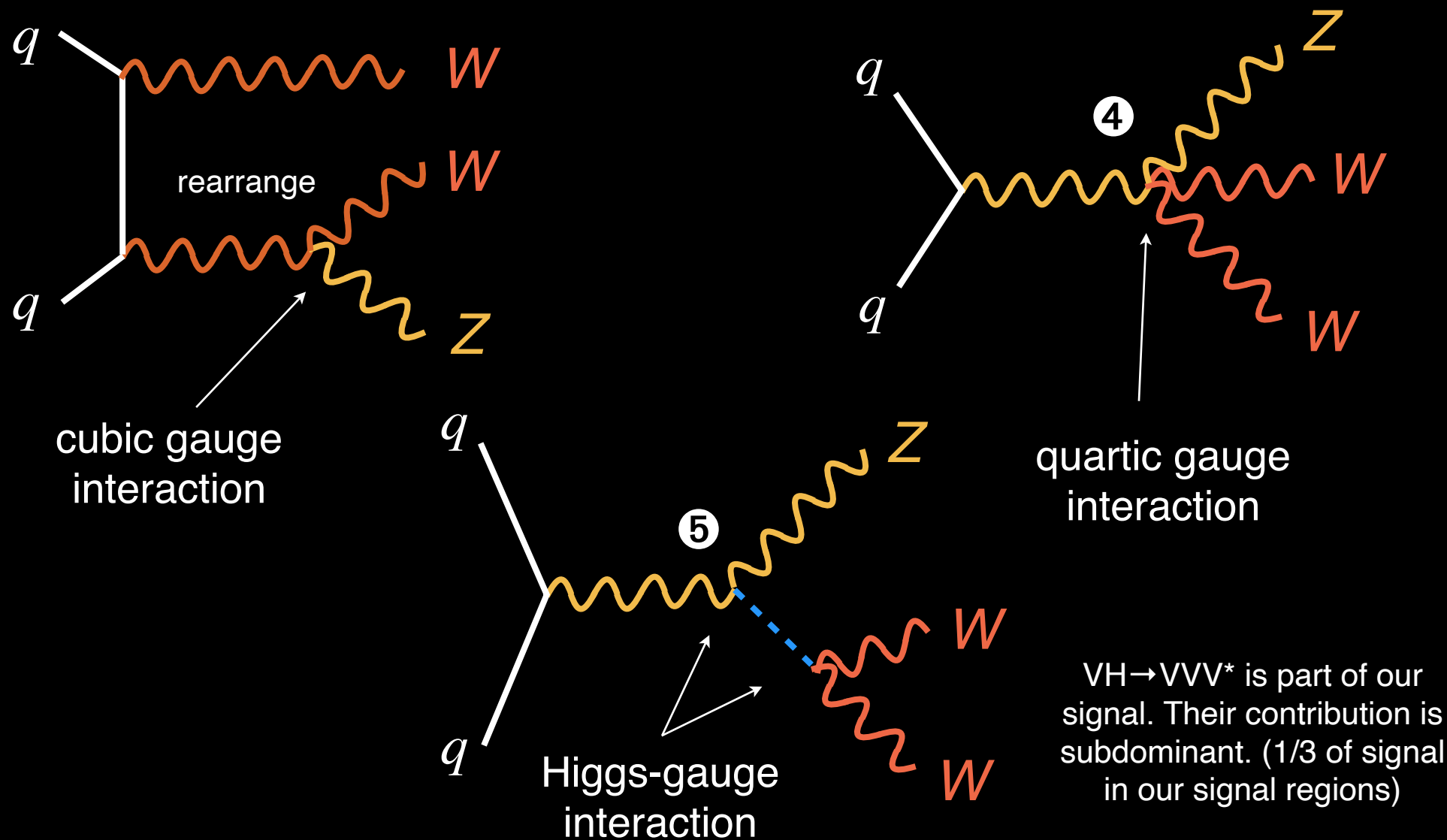
**SM process will likely proceed via ZH



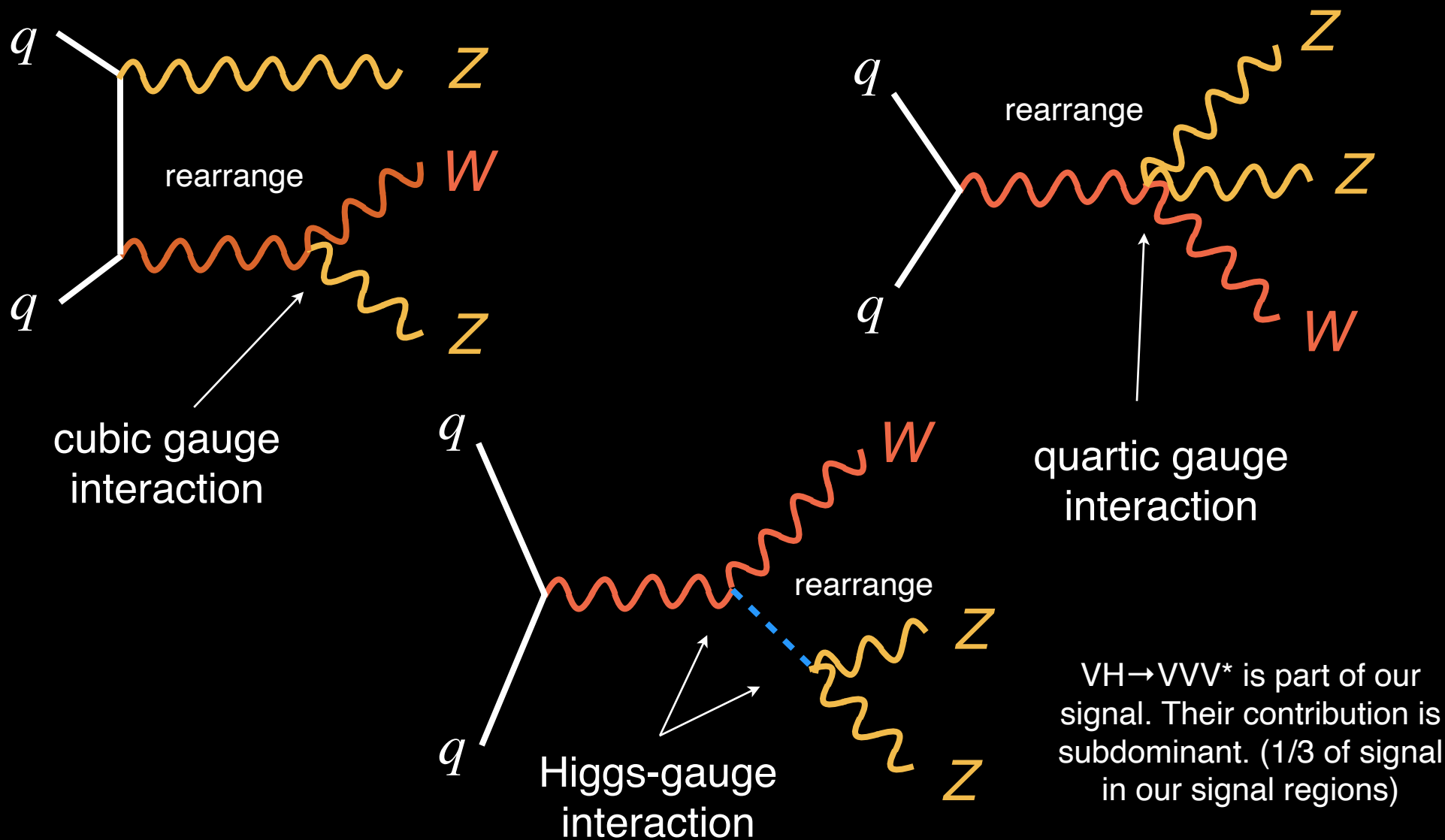
Triboson process has access to studying many multi-*boson* interactions



Triboson process has access to studying many multi-*boson* interactions

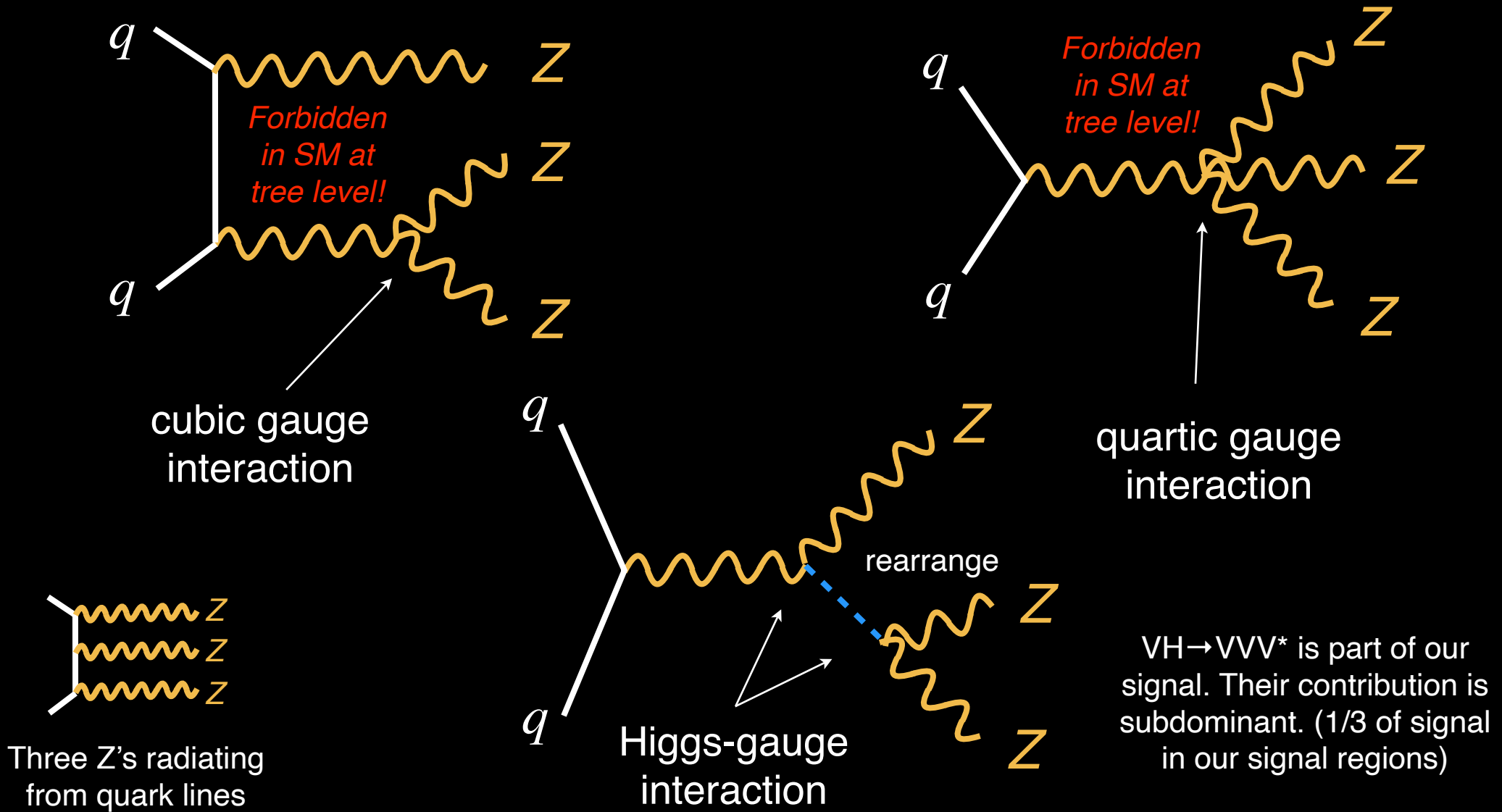


Triboson process has access to studying many multi-*boson* interactions

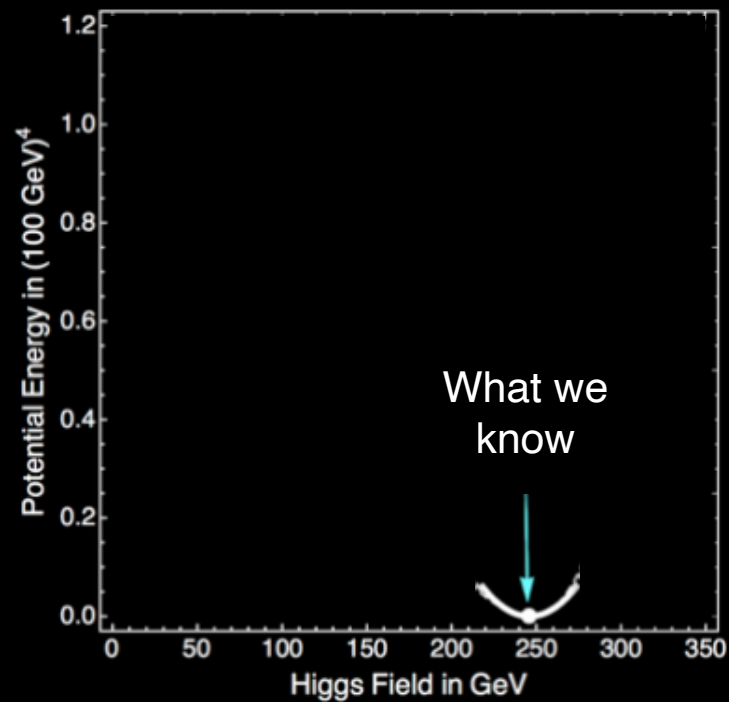


Triboson process has access to studying many multi-*boson* interactions

Physics of VVV production ($V = W, Z$)

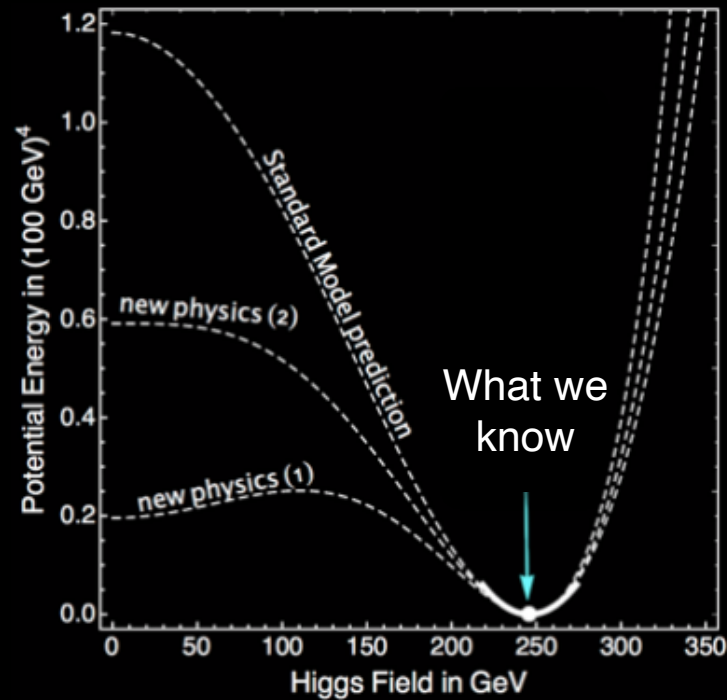
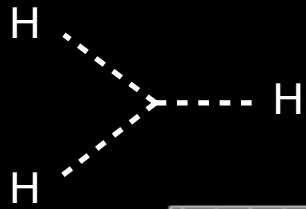


Triboson process has access to studying many multi-*boson* interactions



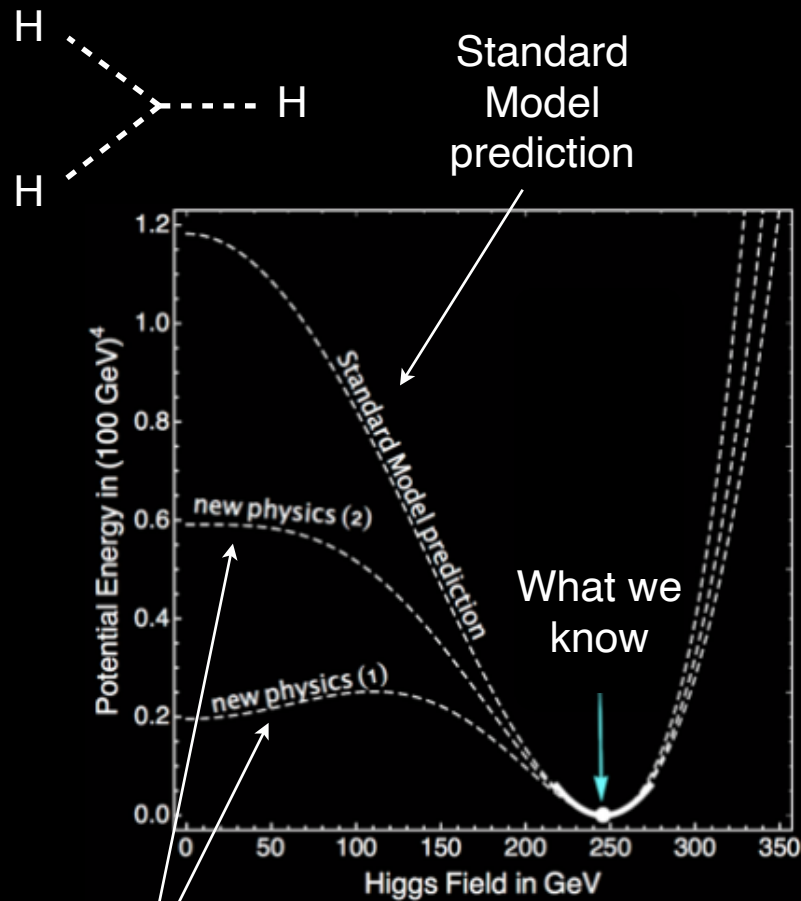
*How is electroweak
symmetry broken?*

https://indico.cern.ch/event/687651/contributions/3403318/attachments/1851013/3038718/LHCP2019_TheoryVision_Craig.pdf



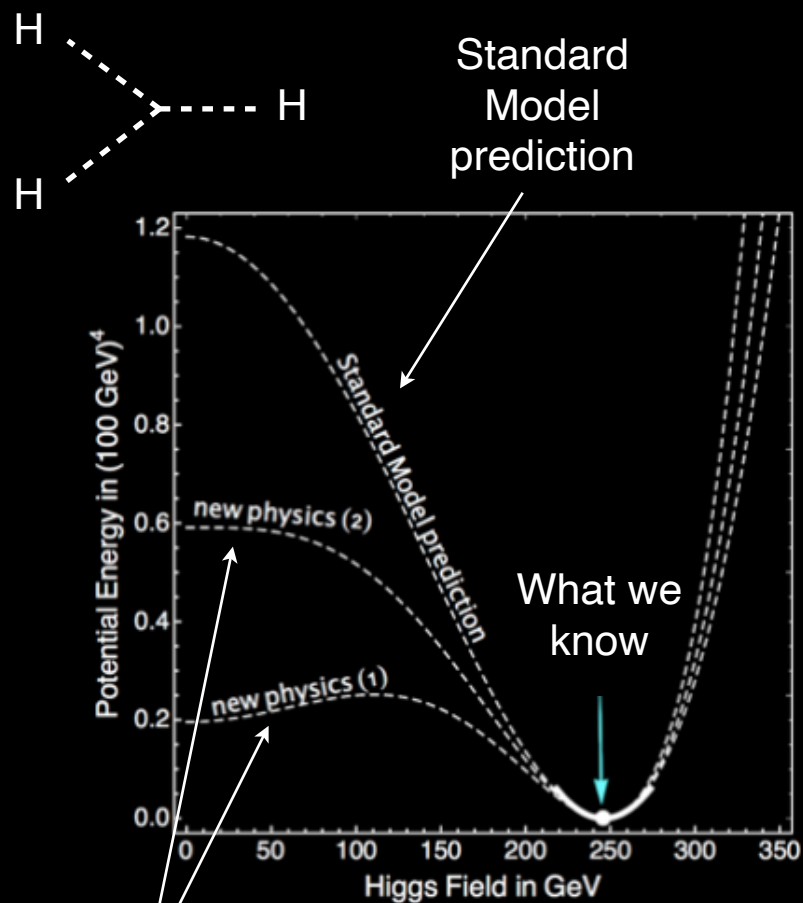
*How is electroweak
symmetry broken?*

Higgs potential



New physics?

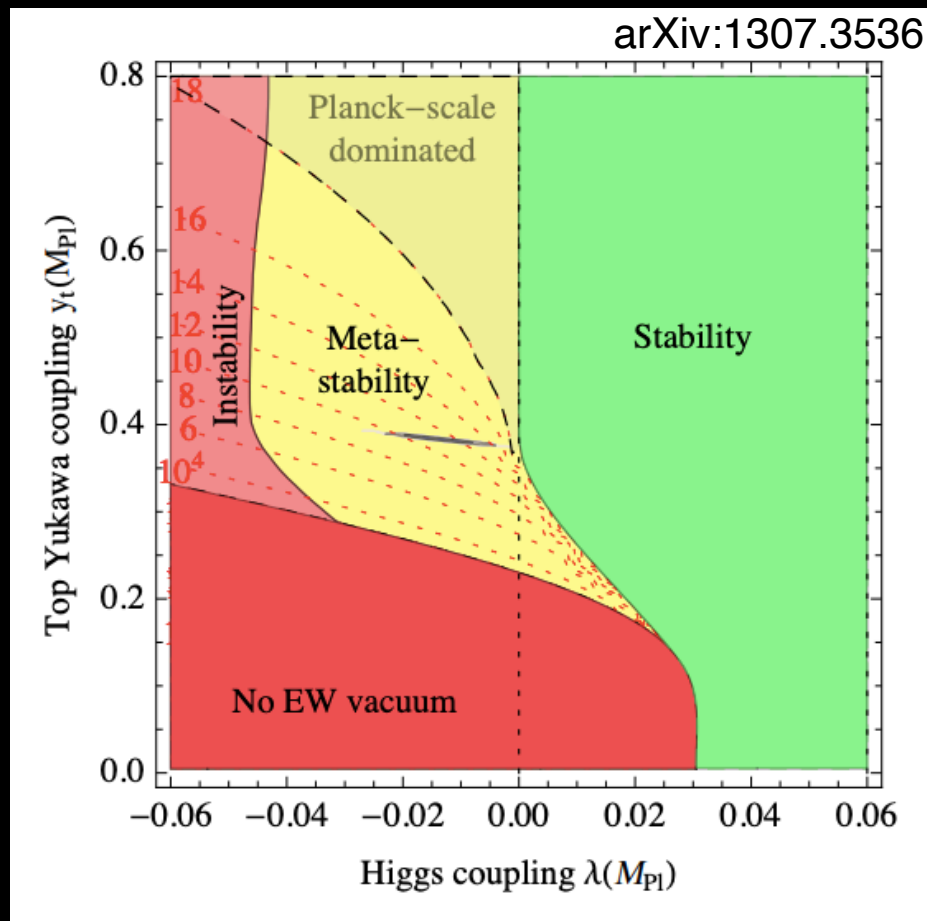
How is electroweak symmetry broken?

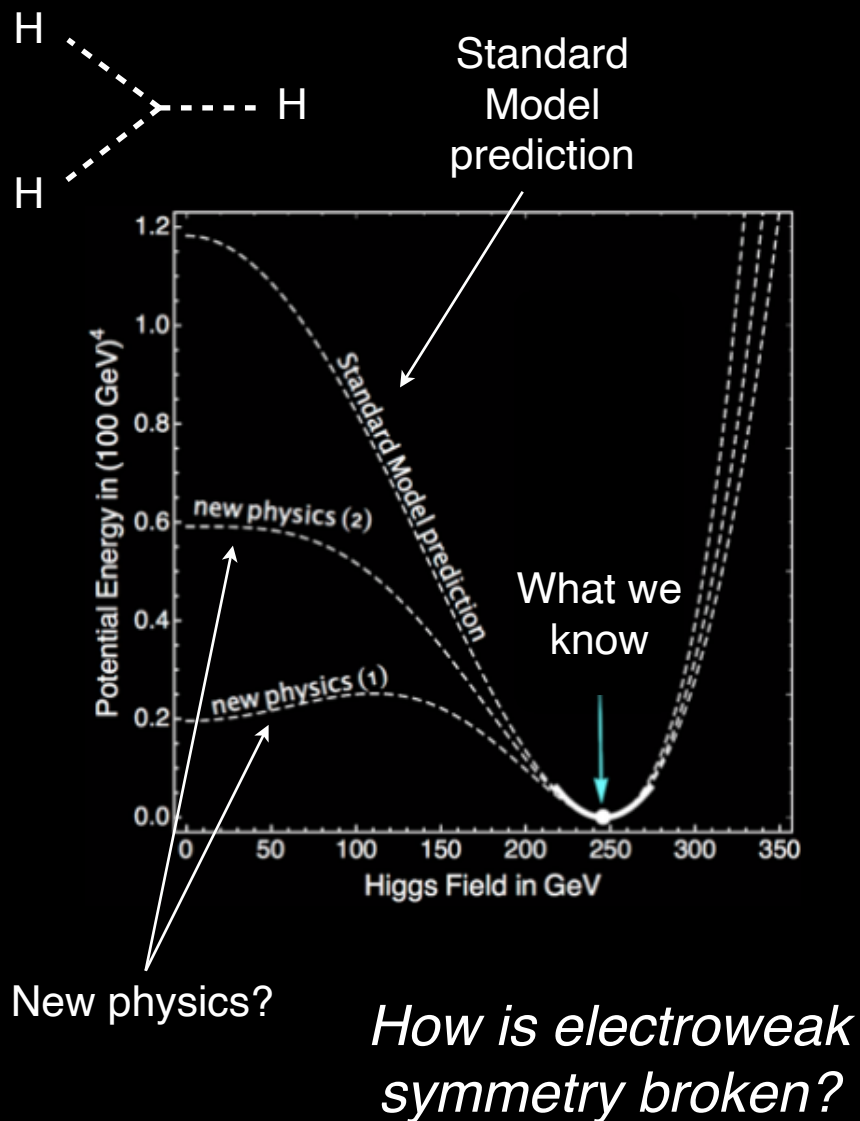


New physics?

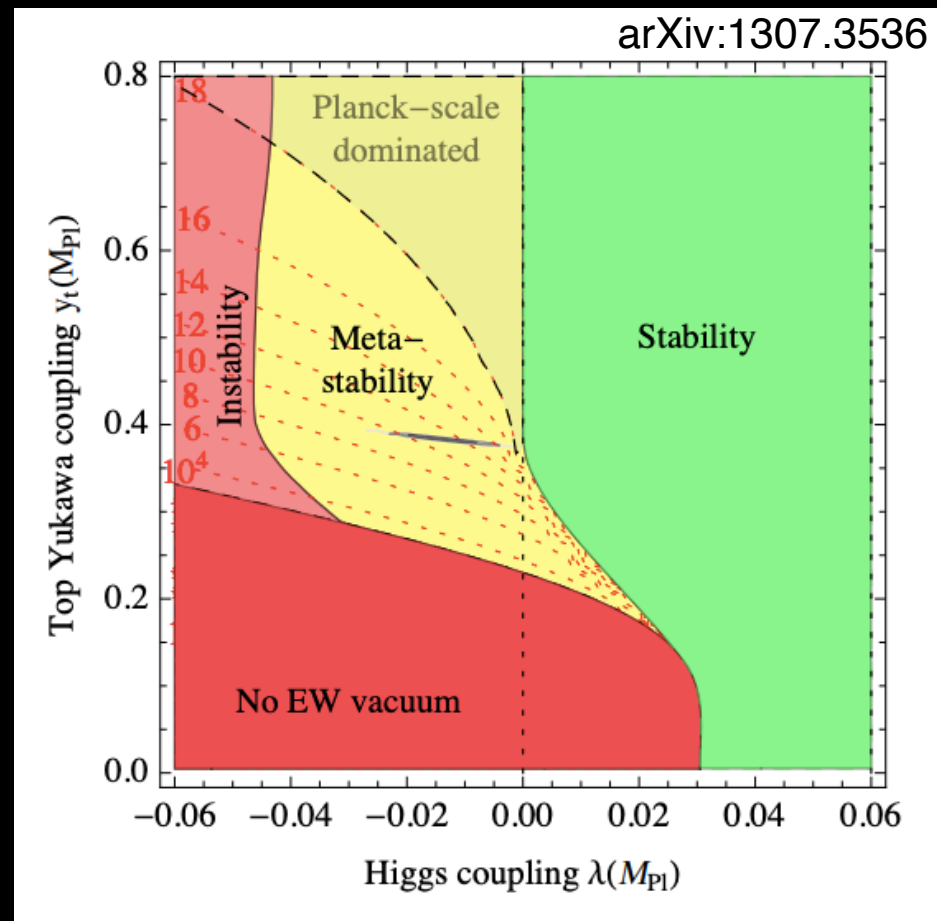
How is electroweak symmetry broken?

What is the fate of the universe?





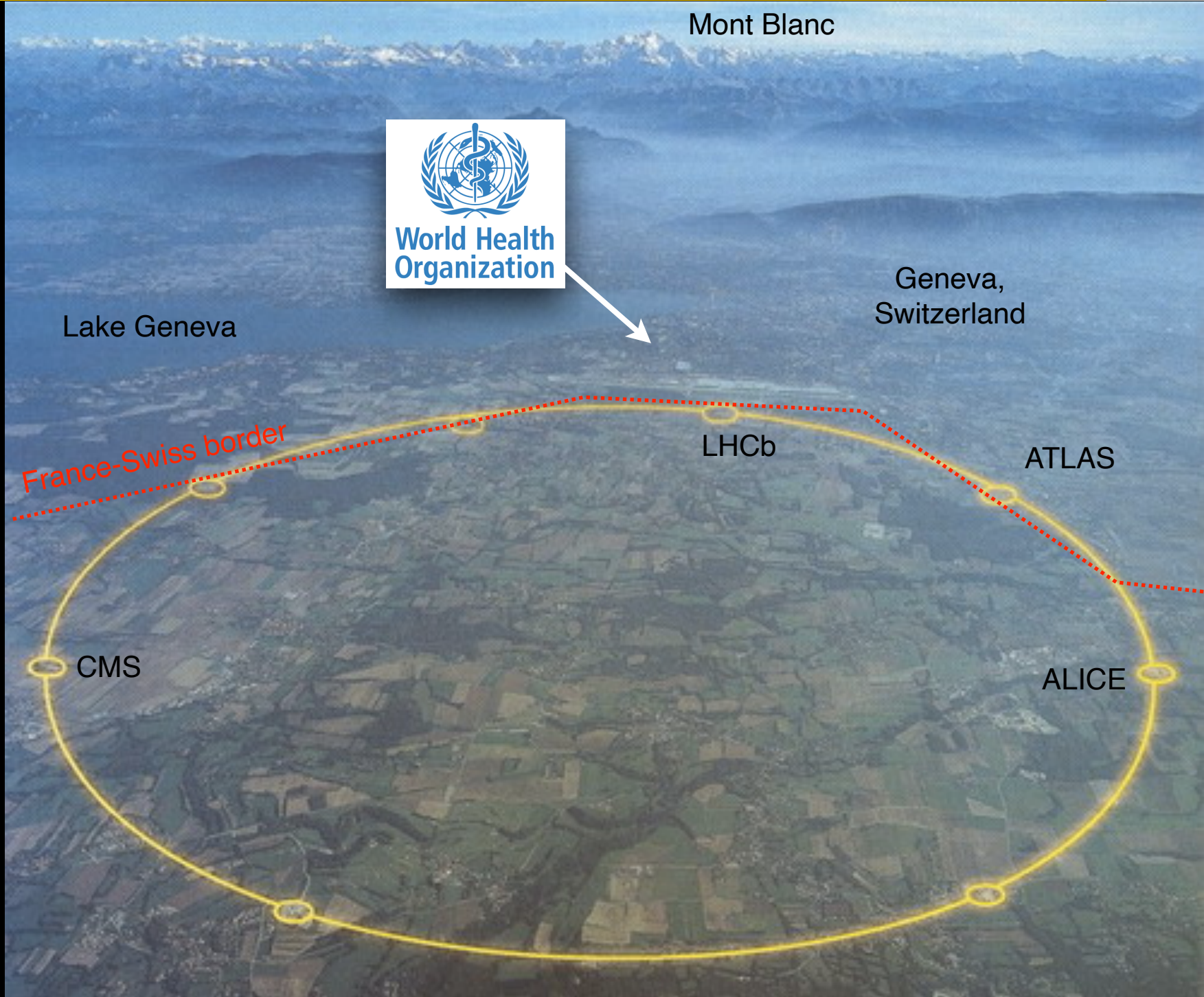
What is the fate of the universe?



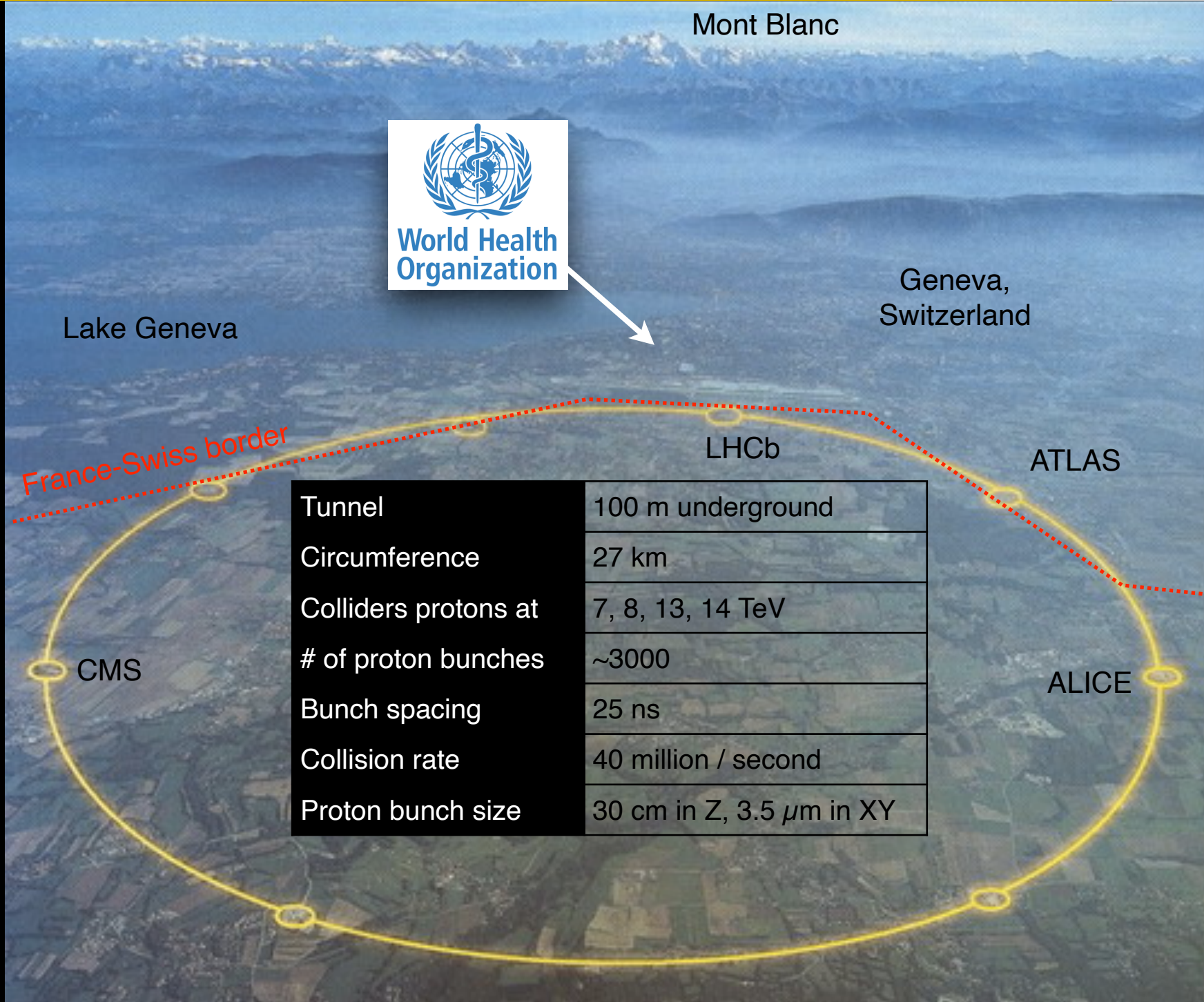
https://indico.cern.ch/event/687651/contributions/3403318/attachments/1851013/3038718/LHCP2019_TheoryVision_Craig.pdf

Understanding Higgs potential have deep implications to cosmology

Large Hadron Collider at CERN

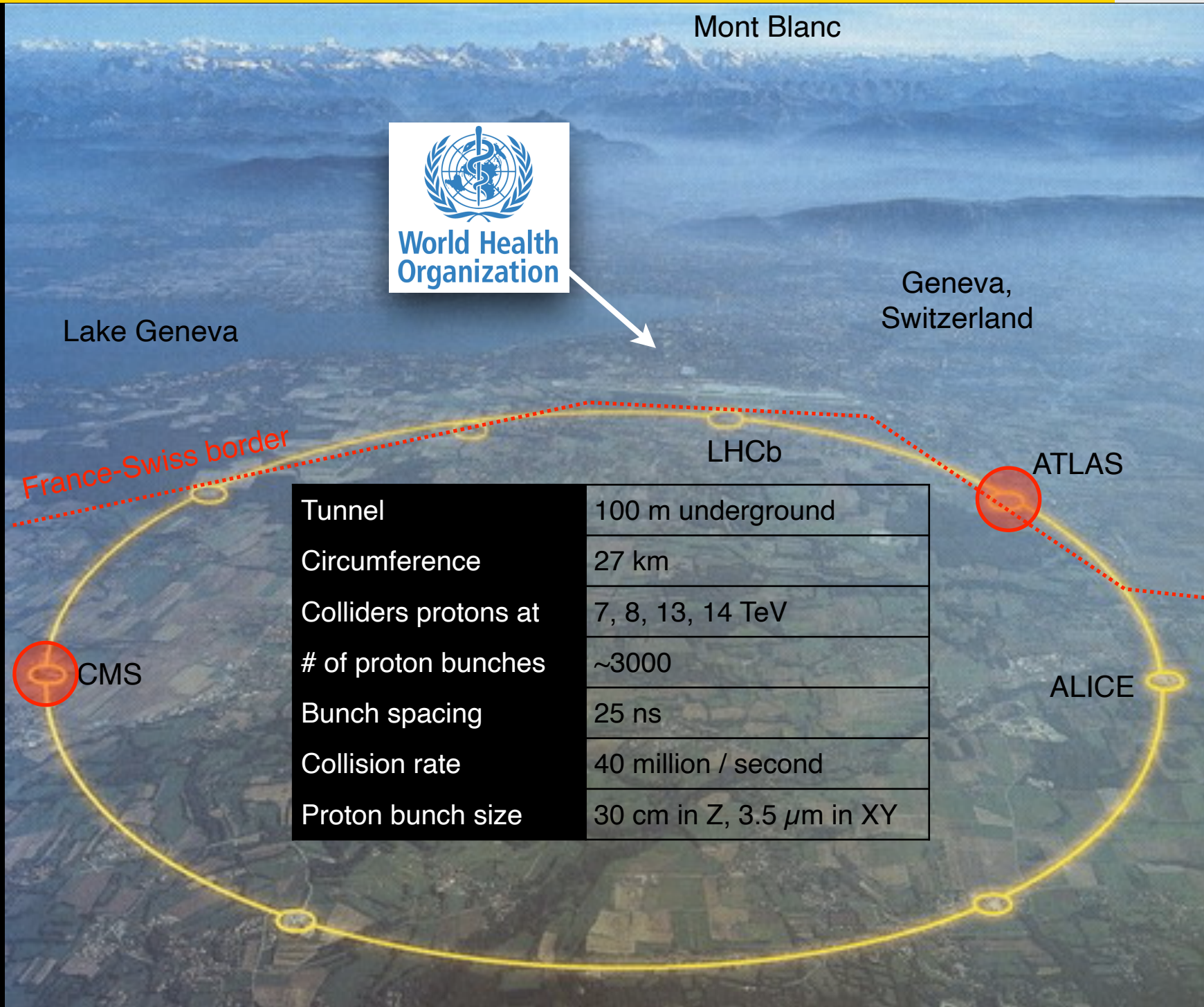


Large Hadron Collider at CERN



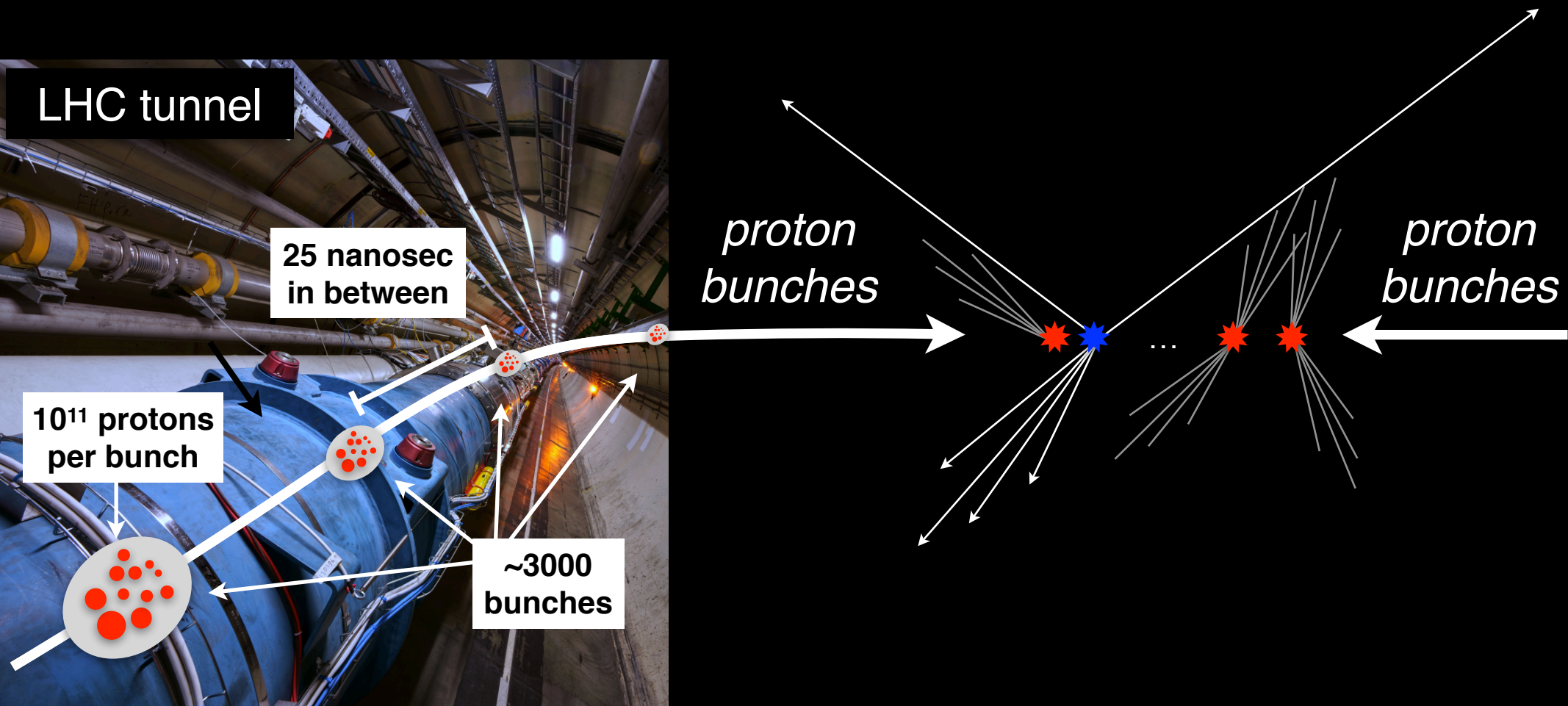
Tunnel	100 m underground
Circumference	27 km
Colliders protons at	7, 8, 13, 14 TeV
# of proton bunches	~3000
Bunch spacing	25 ns
Collision rate	40 million / second
Proton bunch size	30 cm in Z, 3.5 μ m in XY

Large Hadron Collider at CERN



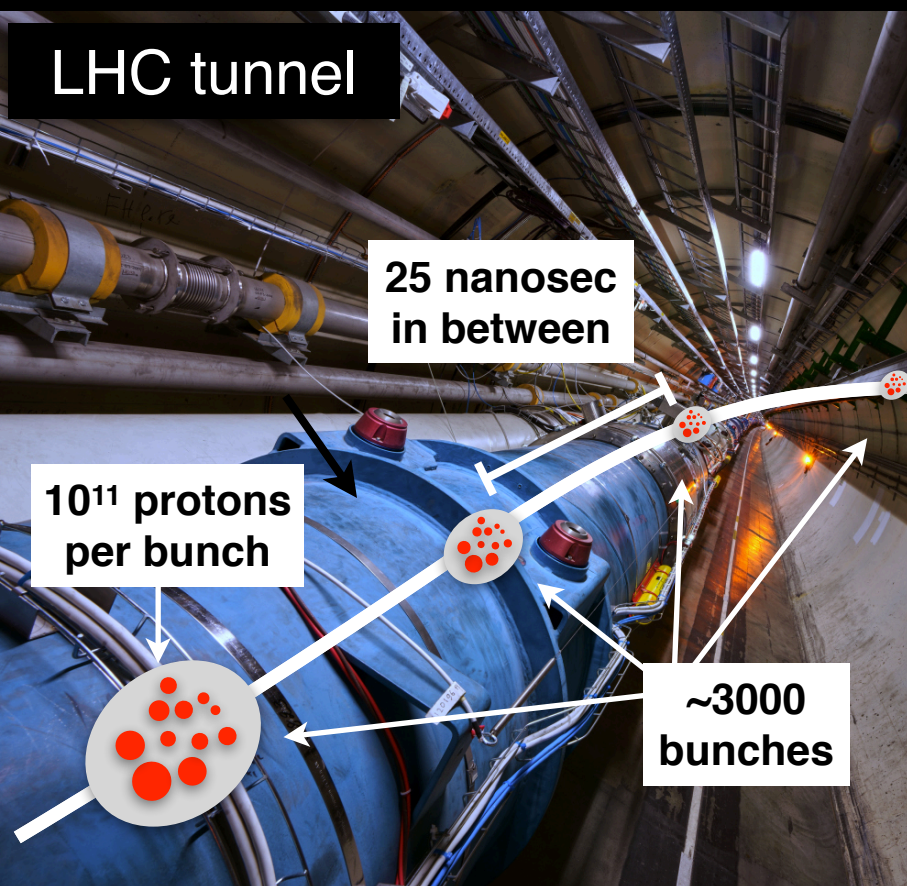
Tunnel	100 m underground
Circumference	27 km
Colliders protons at	7, 8, 13, 14 TeV
# of proton bunches	~3000
Bunch spacing	25 ns
Collision rate	40 million / second
Proton bunch size	30 cm in Z, 3.5 μ m in XY

Proton beam collision at the LHC

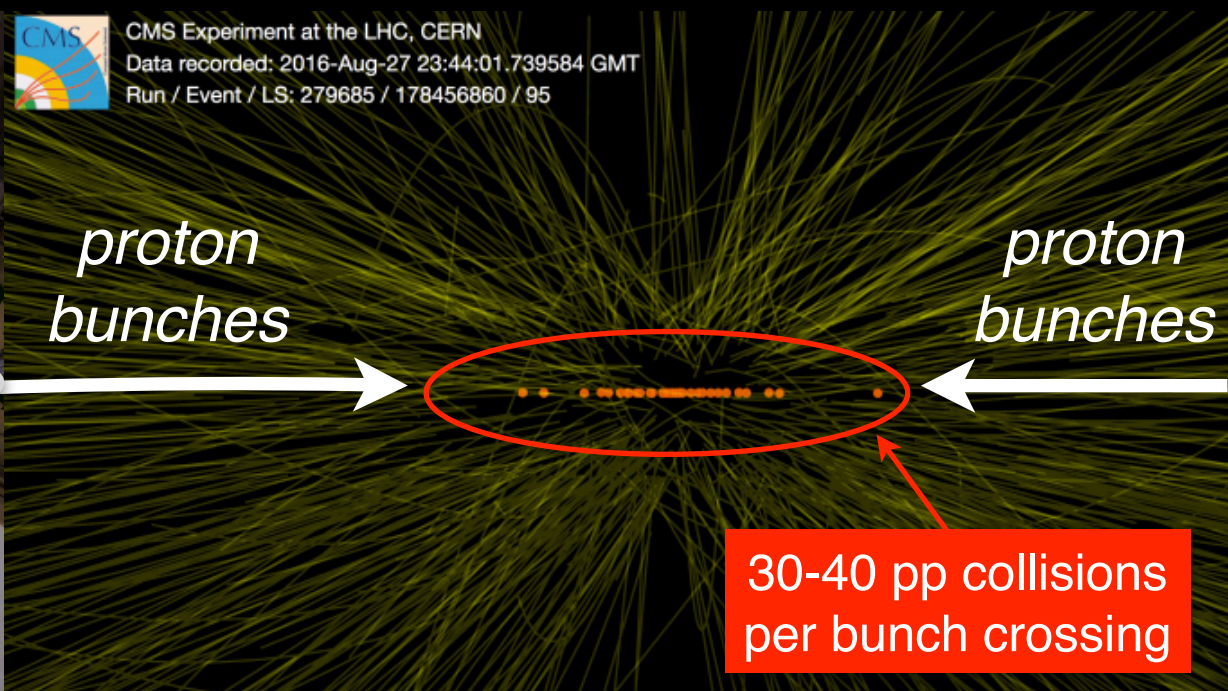


LHC provides highest energy pp collisions ever recorded

Proton beam collision at the LHC



CMS Experiment at the LHC, CERN
Data recorded: 2016-Aug-27 23:44:01.739584 GMT
Run / Event / LS: 279685 / 178456860 / 95

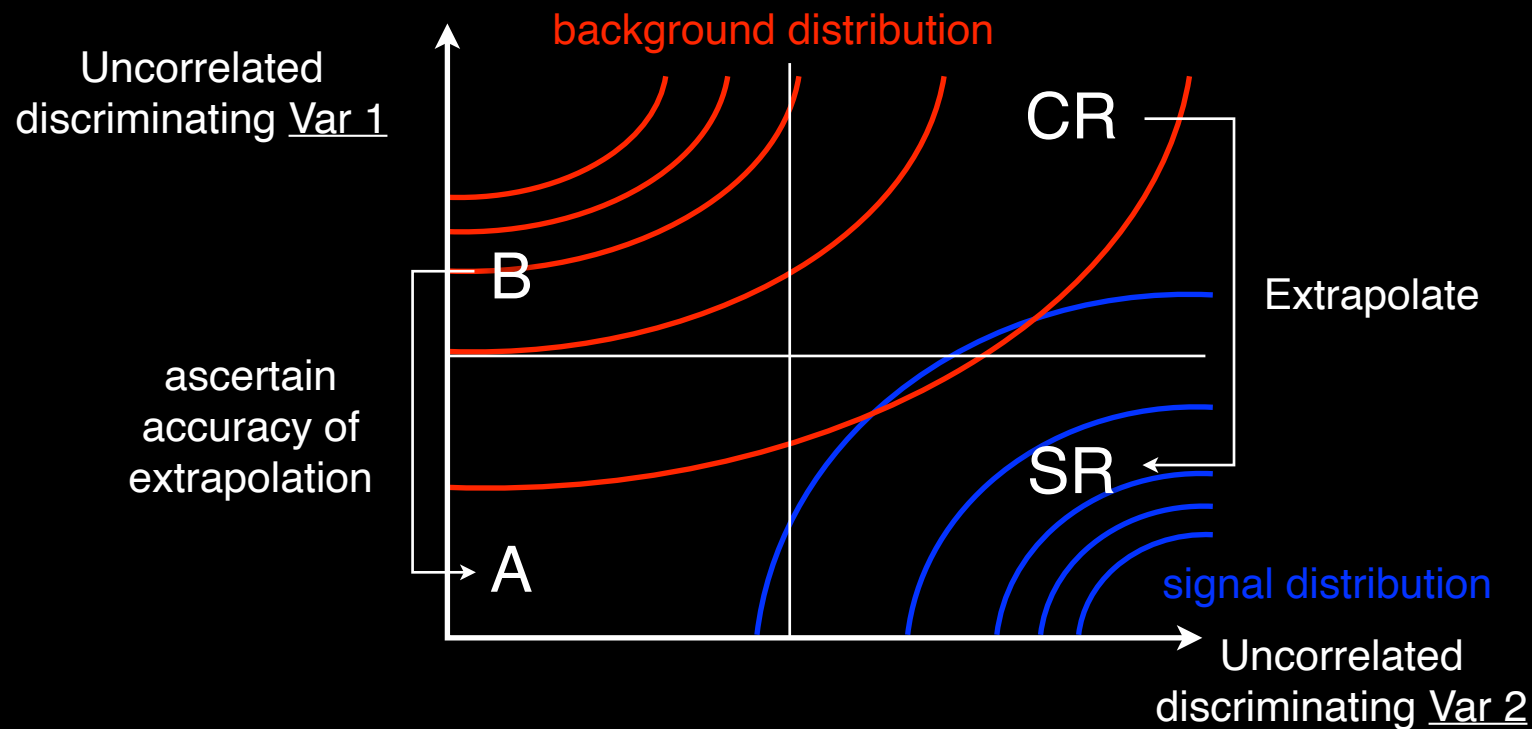


$(35 \text{ pp collisions}) \times (40 \text{ MHz}) =$
 $\sim 1.5 \text{ billions } pp \text{ collisions per second}$

Large dataset of

LHC provides highest energy pp collisions ever recorded

1. Define low background signal regions (SRs)
2. Estimate background yields by extrapolating from bkg. enriched control region (CR)
3. Ascertain accuracy of the extrapolation from a different sample



Make smart choices (brains) then execute to deliver (brawns)

Worldwide LHC Computing Grid (Brawns)

Chang
UCSD



11/22/2013 5:55:18 p.m.

Running jobs: 244151
Transfer rate: 40.08 GiB/sec

Global collaboration
of around 170
computing centers
in more than 40
countries



US Dept of State Geographer
© 2013 Google
Data SIO, NOAA, U.S. Navy, NGA, GEBCO
Image Landsat

Google earth

Fecha de las imágenes: 4/10/2013 66°43'28,18" N 8°52'37,10" O alt. ojo 16085.50 km

Details on the operation

11/22/2013 5:55:18 p.m.

Running jobs: 244151
Transfer rate: 40.08 GiB/sec

Detectors have $\sim 70\text{M}$ channels
 \times few bytes per channel
 \times 40 MHz event rate
 \times 1/1000 zero-suppression
 $\Rightarrow O(10)$ TB / s
 \times “one” year (4×10^6 secs)
 $\Rightarrow O(100)$ Exabyte / year
 \times 1/100,000 event filtering
 $\Rightarrow \sim 5$ PB / year

After some processing e.g. CMS provides
 ~ 10 PB of data and simulation for analysis
This is reprocessed twice a year

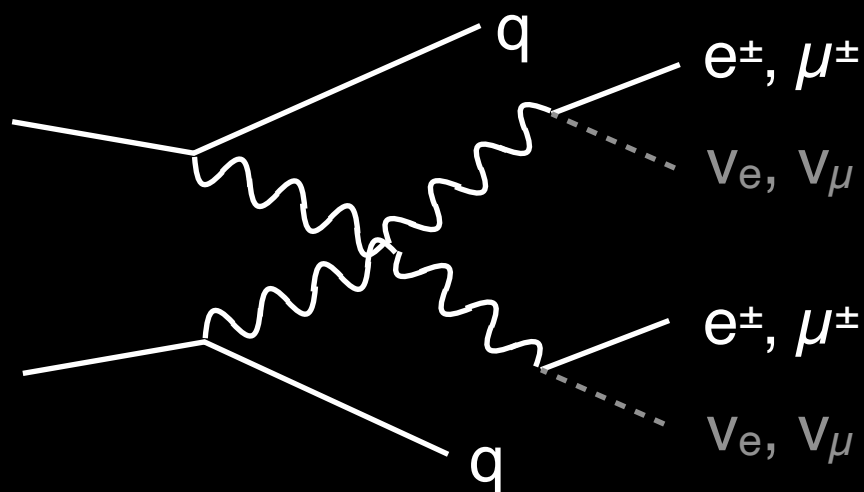
Then this is further reduced by $\times 10$ and is
processed monthly

Then we further reduce it $\times 5$ and can be
done in a \sim week

And then we further reduce it \sim few TB that
can be processed daily

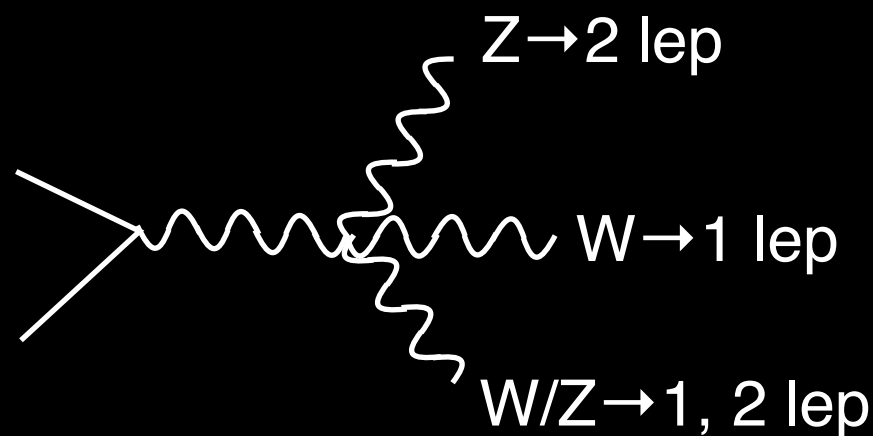
- Several important results have come out recently from both ATLAS and CMS
- I will highlight a few (from CMS)
- (Disclaimer: Rest of the talk from here on will focus mostly on CMS)

WW scattering



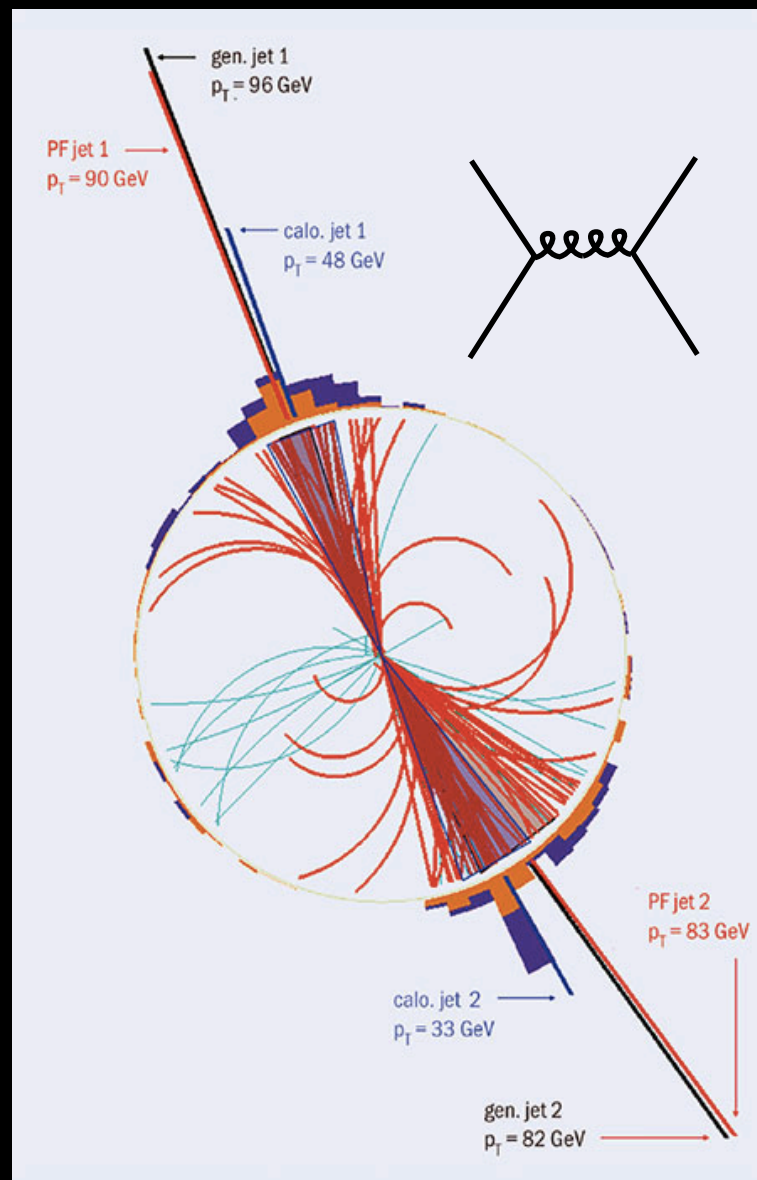
Same-sign dilepton + 2 quarks

Tri-boson process

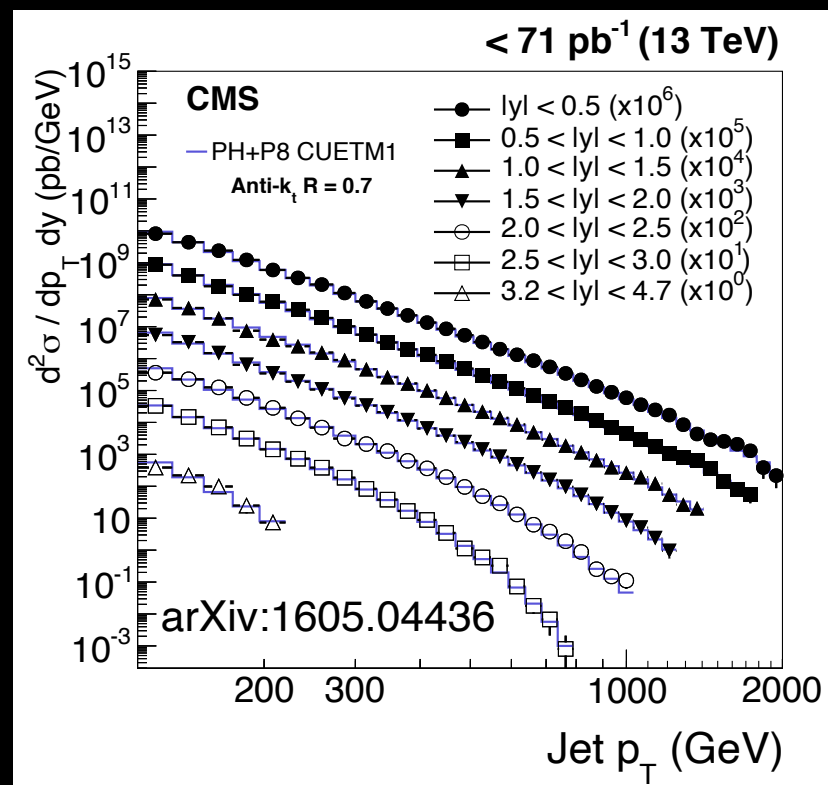


4 or 5 leptons

⇒ electrons, muons, and jets reconstructions are crucial

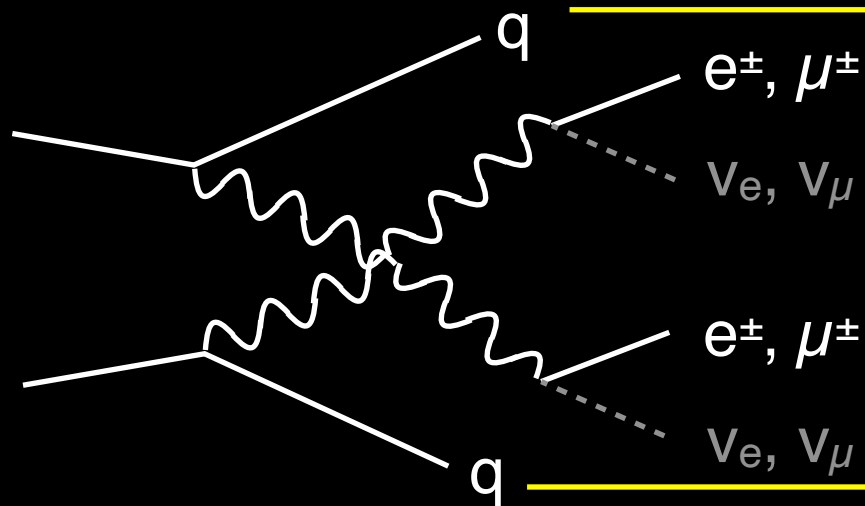


Quarks and gluons produced from pp collisions manifest as a “jet” of particles

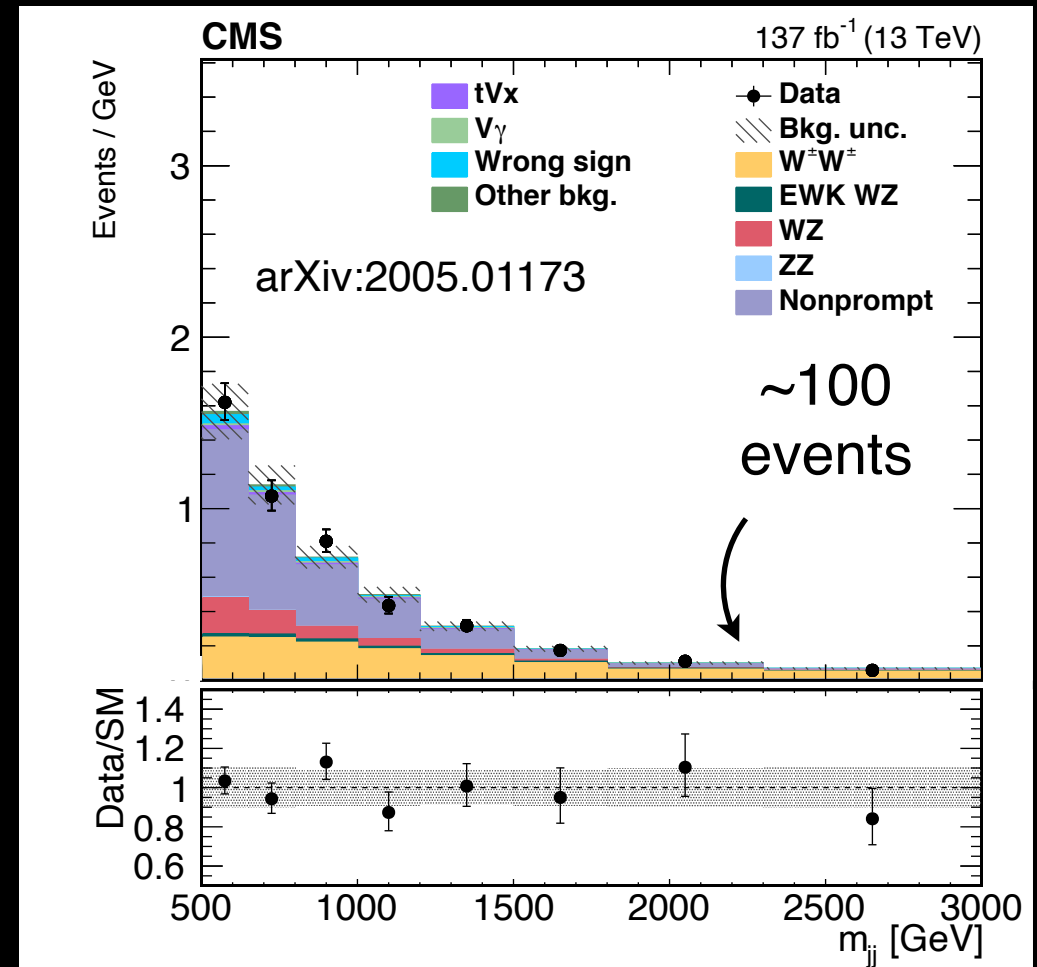


Excellent jet reconstruction and simulation

WW scattering

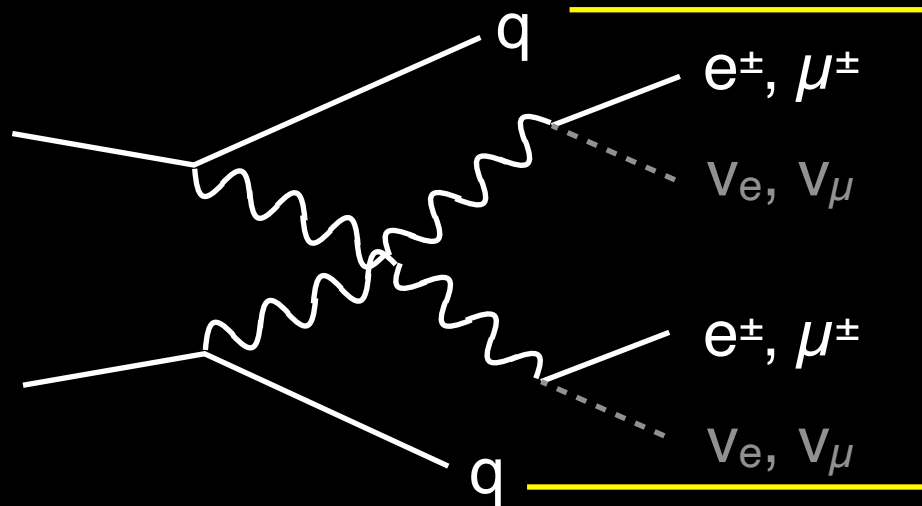


Same-sign dilepton + 2 quarks

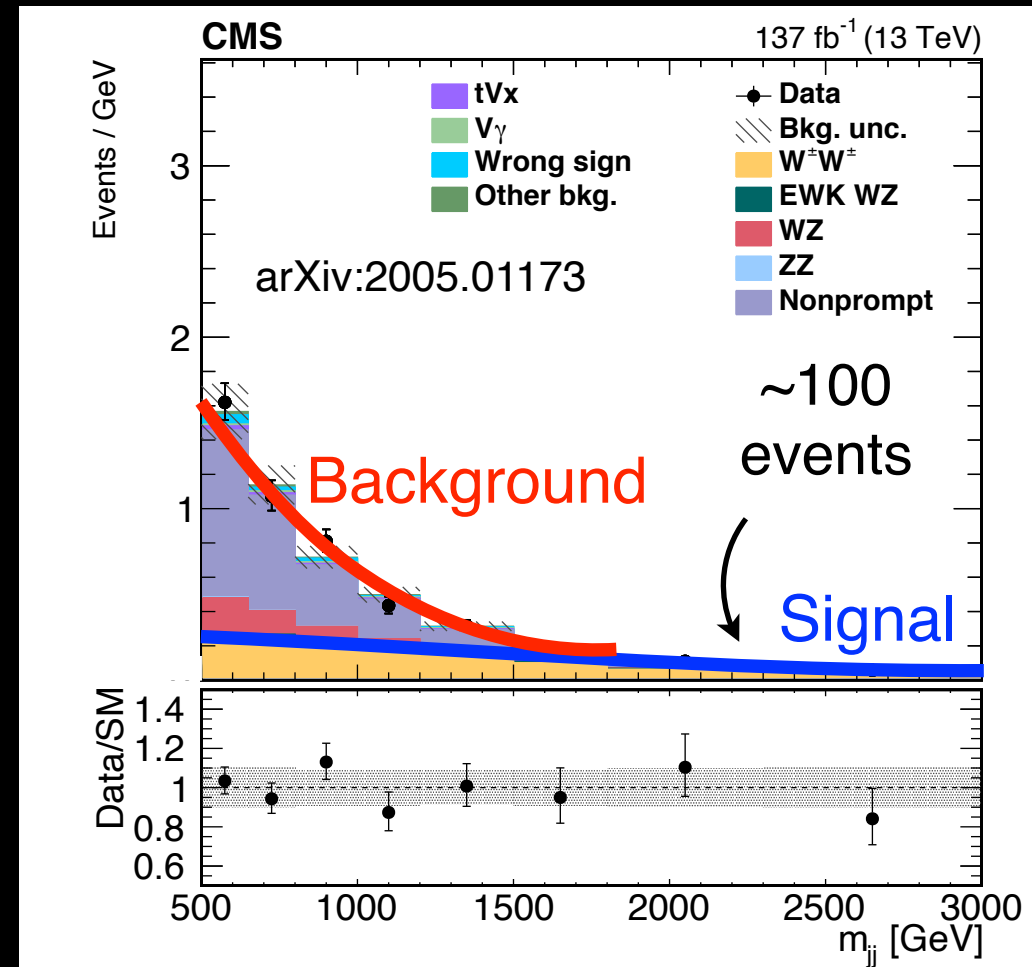


Two jets from VBS process tend to have relatively high invariant mass

WW scattering



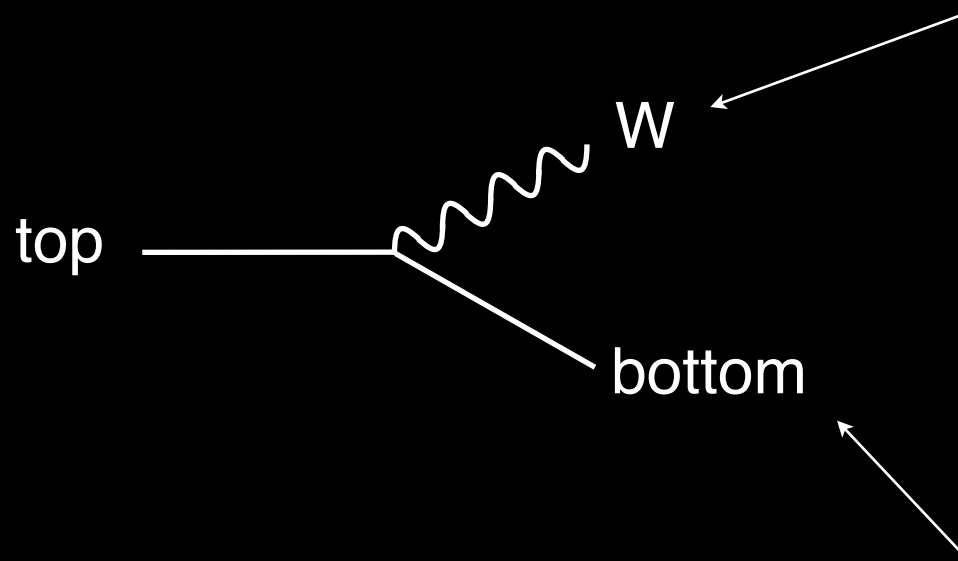
Same-sign dilepton + 2 quarks



Two jets from VBS process tend to have relatively high invariant mass

Top quark is produced more abundantly than multi-bosons
(see slide 9 for typical rates)

Produces W bosons that are not of our interest

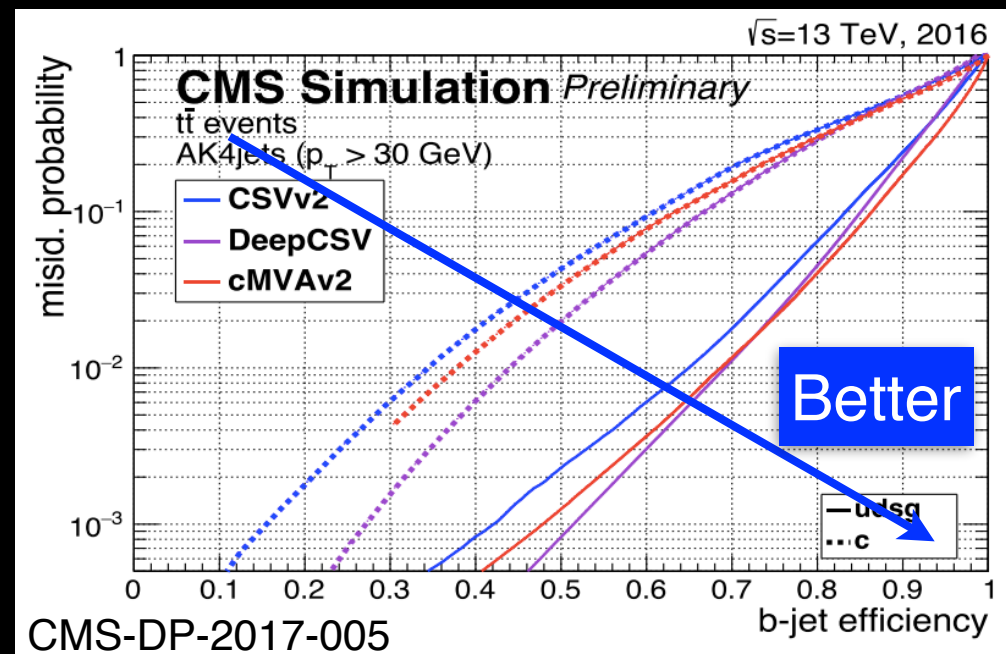



When produced top quark decays $\sim 100\%$ of the time to b quark and a W boson

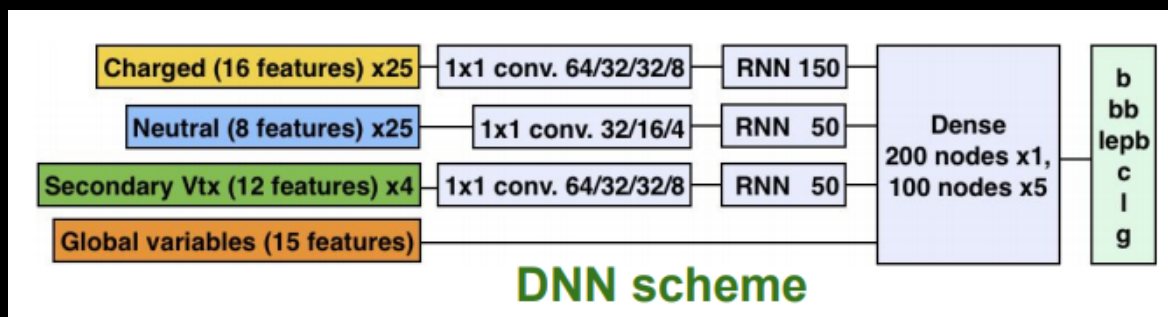
bottom quark has a long-lifetime
(flight distance $\sim 100\text{s of } \mu\text{m}$)

\Rightarrow Tag bottom quark and reject events with bottom quarks

Was this from bottom quark?

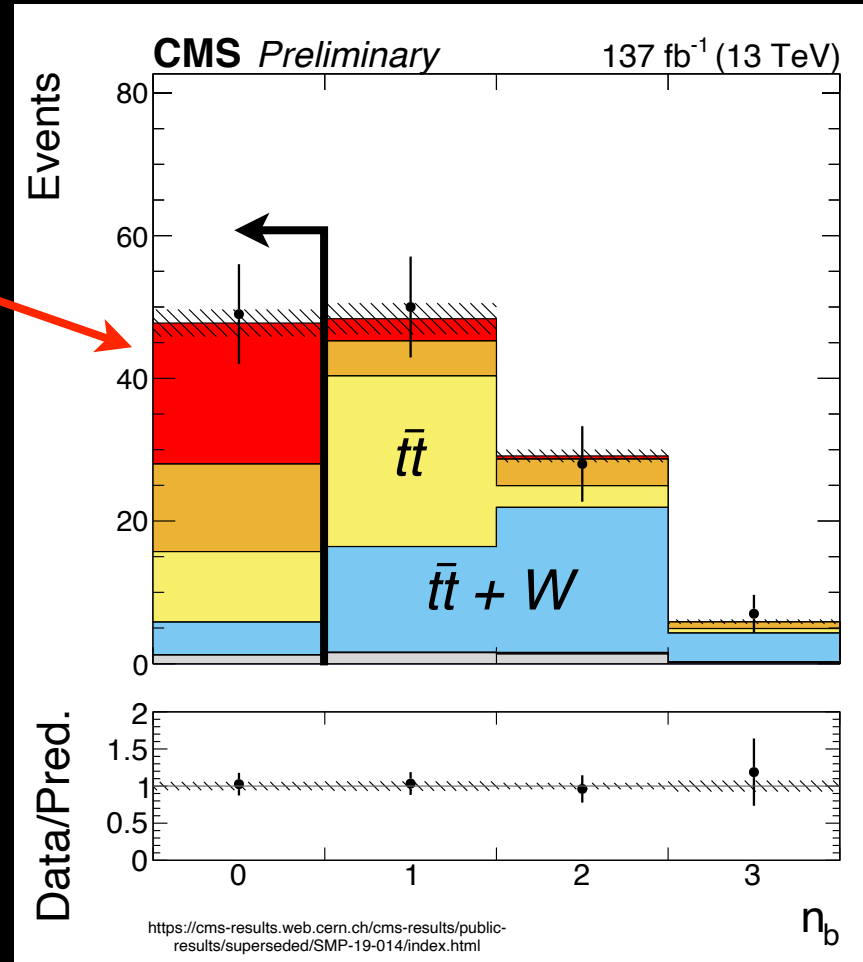


Train deep neural network



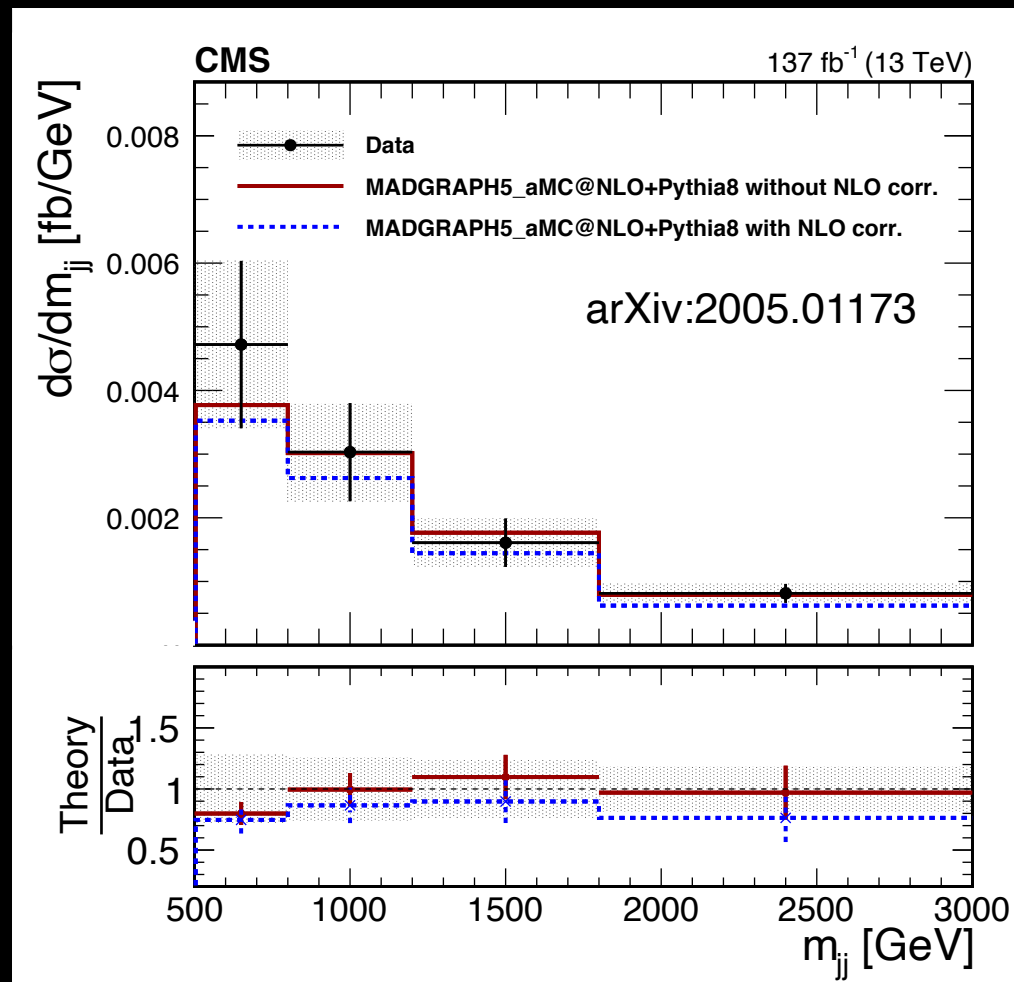
b-tagging via machine learning is one of many successful application of ML that is continually growing in particle physics

Tri-boson



Number of b-tagged jets in the event

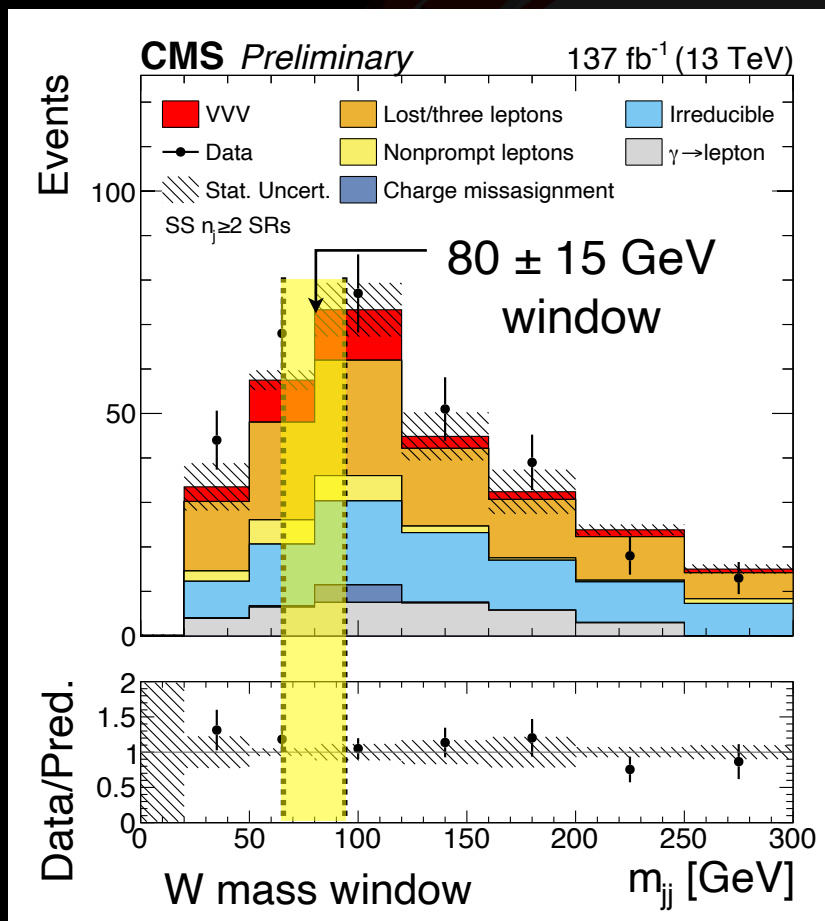
Reject events with bottom quark to reduced backgrounds from top quark



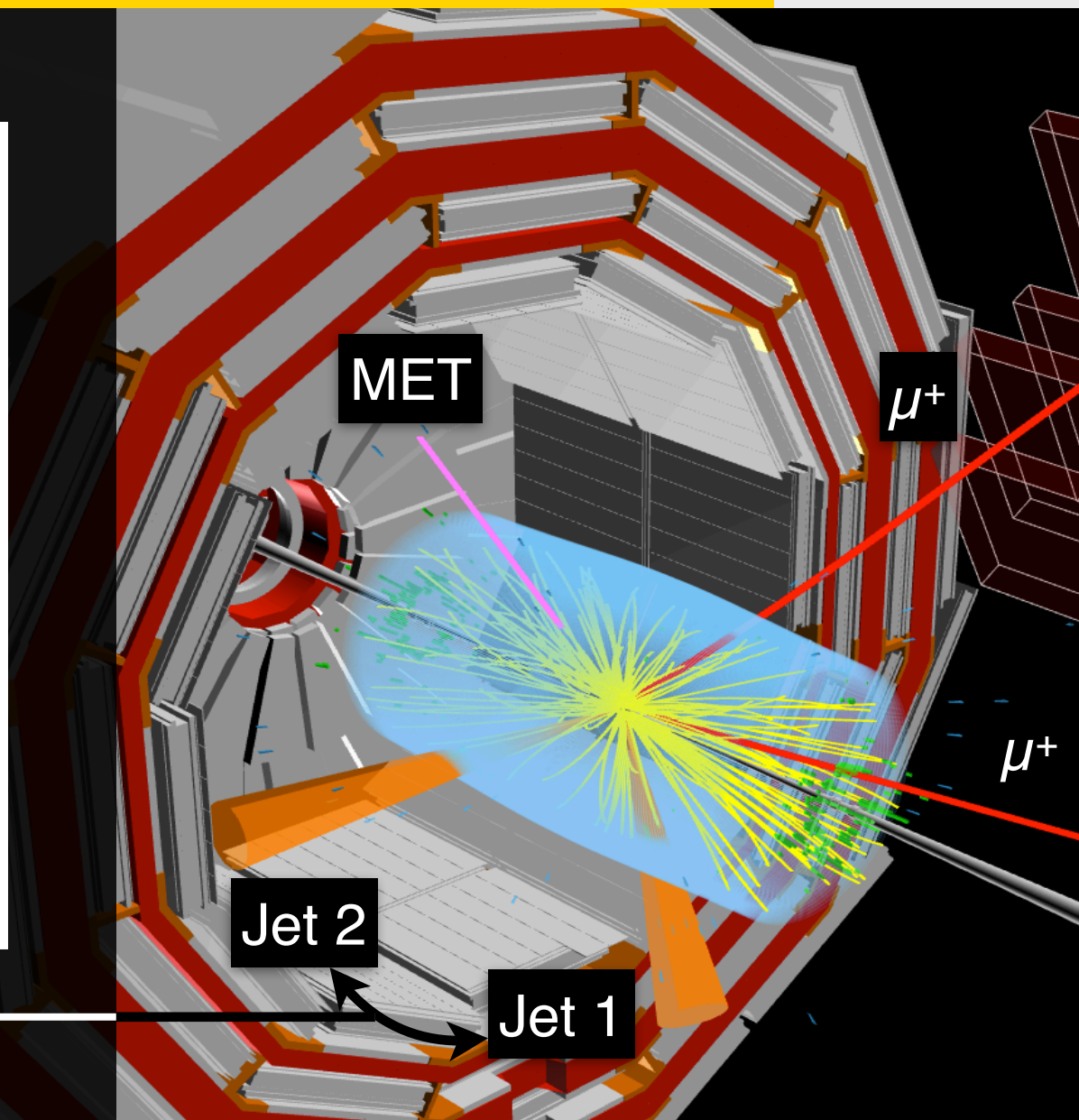
- O(100) events observed
- Measure the production rates as a function of important variables
- The measured cross section is compatible with the SM

WW scattering cross section has been measured and found to be consistent with SM

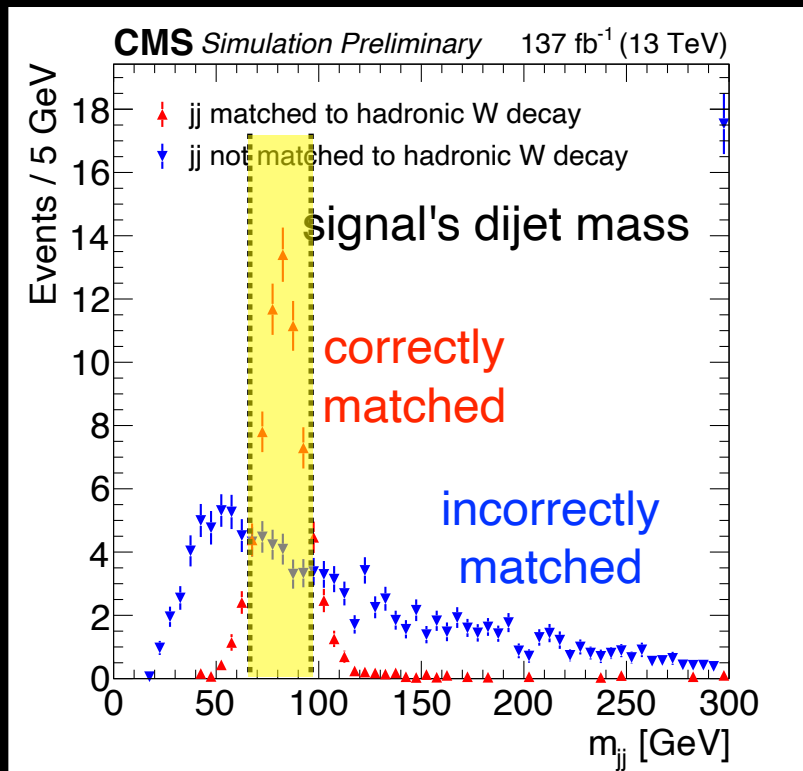
Reconstruct $W \rightarrow qq$ in $WWW \rightarrow l^\pm l^\pm qq$



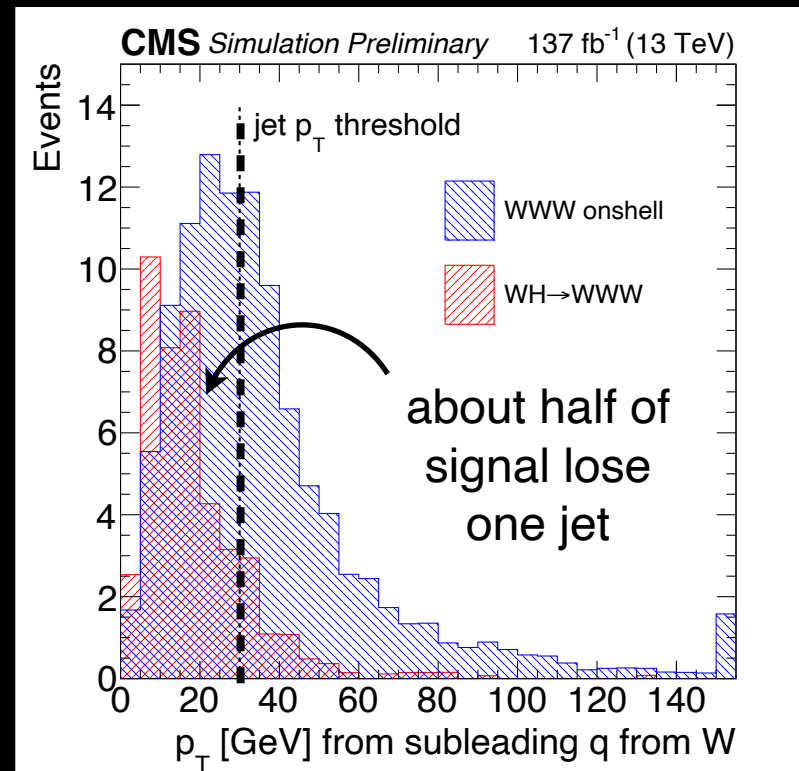
N.B. some signals are outside the window
(See next slide)



dijet invariant mass for signal peaks around W mass



Difficult to match $W \rightarrow qq$
⇒ Select off-W-mass peak region



Difficult to reconstruct both jets
⇒ Select 1 jet (1J) events

2 additional categories (m_{jj} -in, m_{jj} -out, 1J) each split by $ee/e\mu/\mu\mu$
⇒ Total of 9 signal regions for same-sign analysis

We cover wide range of possible jet final states to maximize sensitivity

Kinematic endpoints for 4 leptons

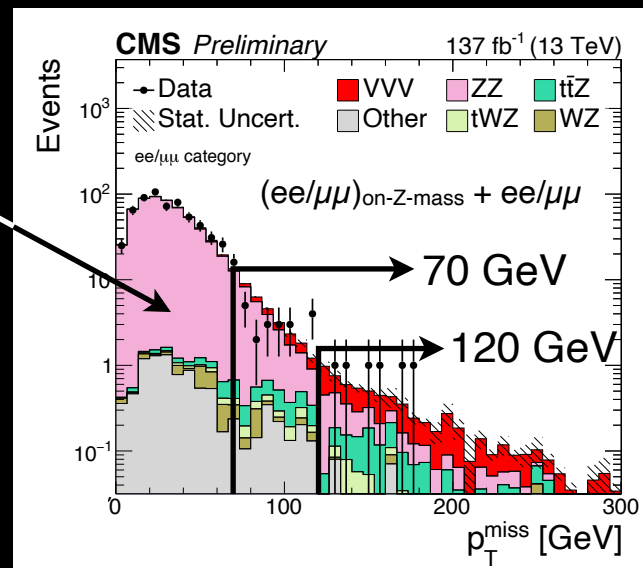
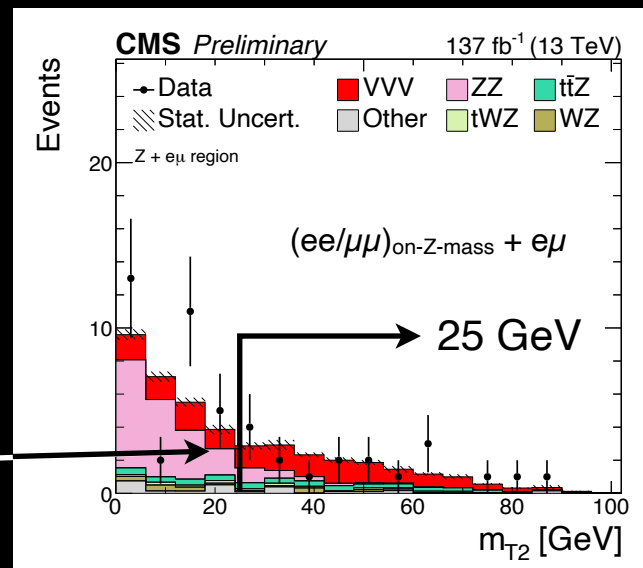
Events are separated into 2 categories by flavor:

- “ $e\mu$ channel”: $(ee/\mu\mu)_{\text{on-Z-mass}} + e\mu$ (low bkg.)
- “ $ee/\mu\mu$ channel”: $(ee/\mu\mu)_{\text{on-Z-mass}} + ee/\mu\mu$

$e\mu$ channel utilizes m_{T2} variable, which is a generalization of m_T for multiple missing particles. m_{T2} is sensitive to the end points of m_τ from $ZZ \rightarrow \ell\ell\tau\tau$

ZZ bkg in $ee/\mu\mu$ have low missing energy

Combine these and a few more kinematic variables to form total of 7 signal regions for 4 lepton analysis



Exploit differences between $Z \rightarrow \ell\ell$ v. $WW \rightarrow \ell\nu\ell\nu$

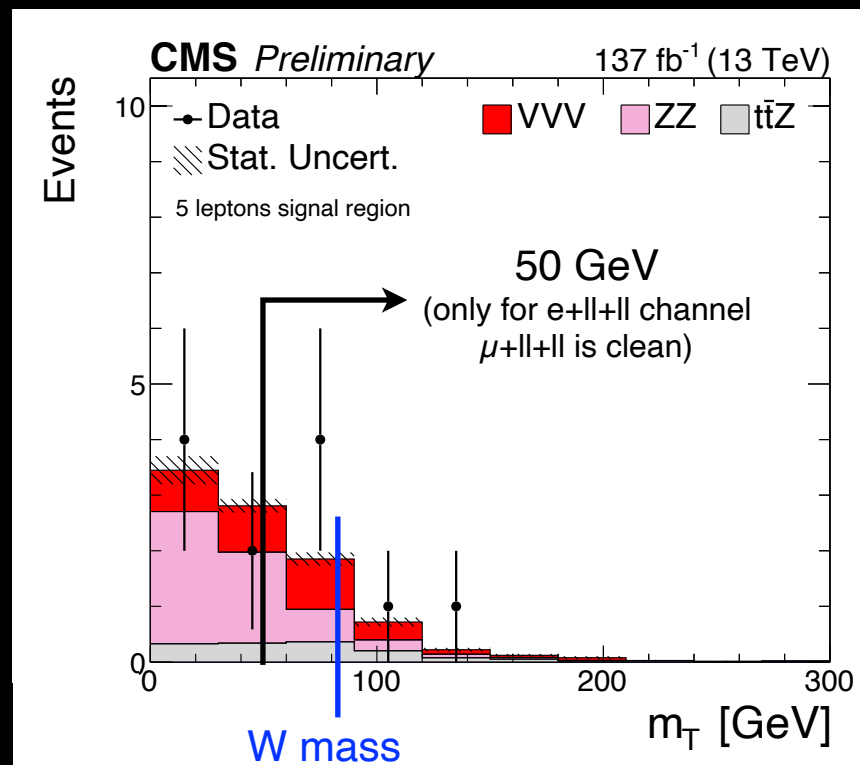
5 leptons target W Z signal

Require the 5 lepton events to contain two SFOS pair consistent with Z mass

The dominant background is $ZZ \rightarrow llll$ plus a fake lepton

The fake lepton has low transverse mass while the signal's W has transverse mass peaking at W mass

Cut-and-count of one bin



Exploit the features of $W \rightarrow l\nu$ decay

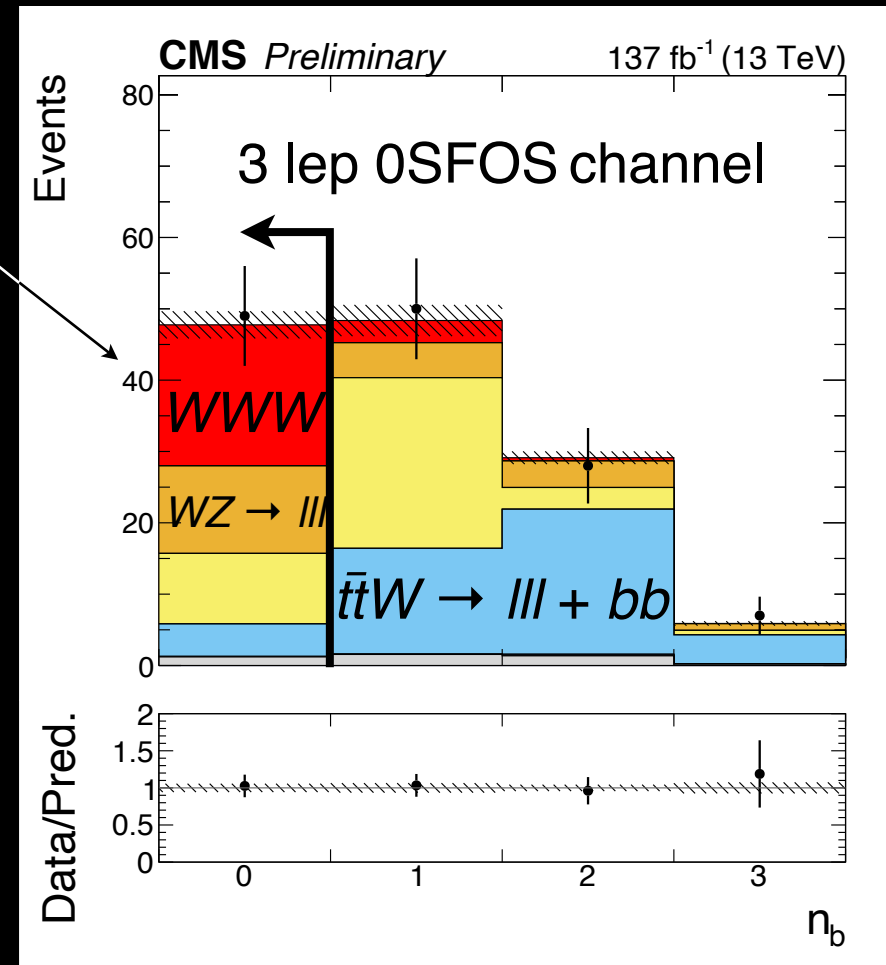
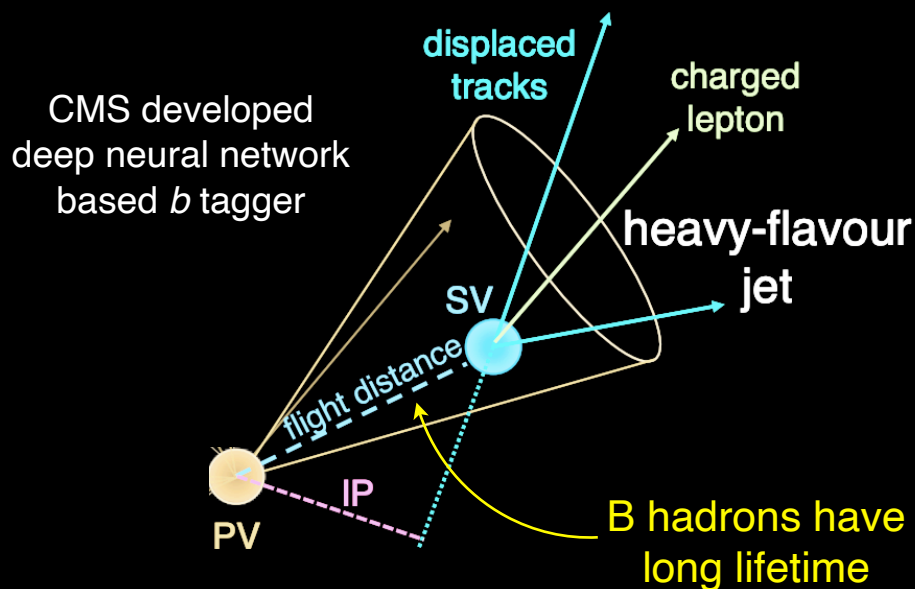
	Same-sign 2 leptons	3 leptons	4 leptons	5 leptons	6 leptons
Dominant Bkgs.	$WZ \rightarrow l^\pm \nu l^\pm \bar{\nu}$ $\bar{t}t \rightarrow bb + l + X$ \hookrightarrow fake l	$WZ \rightarrow l \nu ll$ $\bar{t}t \rightarrow bb + ll + X$ \hookrightarrow fake l	$ZZ \rightarrow ll ll$ $ttZ \rightarrow ll ll + bbX$	$ZZ \rightarrow ll ll$ $+ \text{fake lep}$	$ZZ \rightarrow ll ll$ $+ 2 \text{ fake lep}$

Types of backgrounds	Suppressed via	Bkg. estimation
Fake leptons	Isolation	Reliably extrapolate across isolation
Backgrounds with b jets	b tagging	Reliably extrapolate across b tagging
Lost leptons	Removing events with 3rd lepton	Reliably extrapolate across N leptons
Irreducible	Smart flavor choices	Reliably extrapolate across flavor

Reliably extrapolate across the method used to suppress background to estimate the size of residual backgrounds in signal region

Rejecting events with b jets

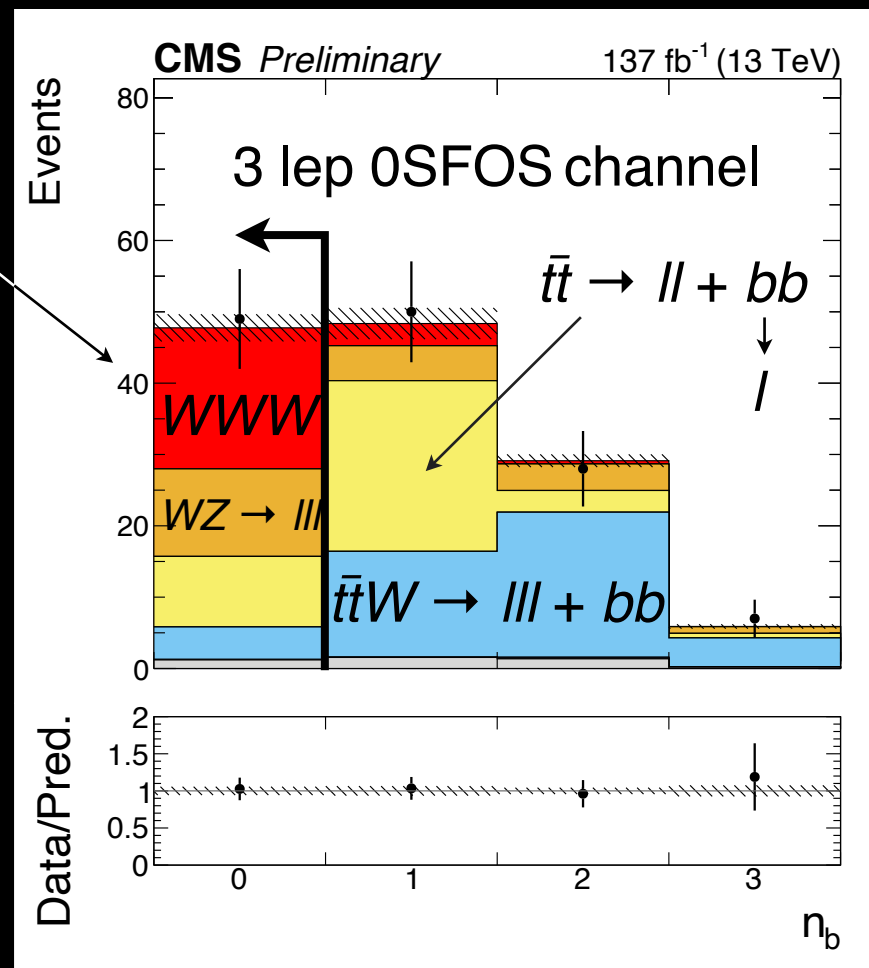
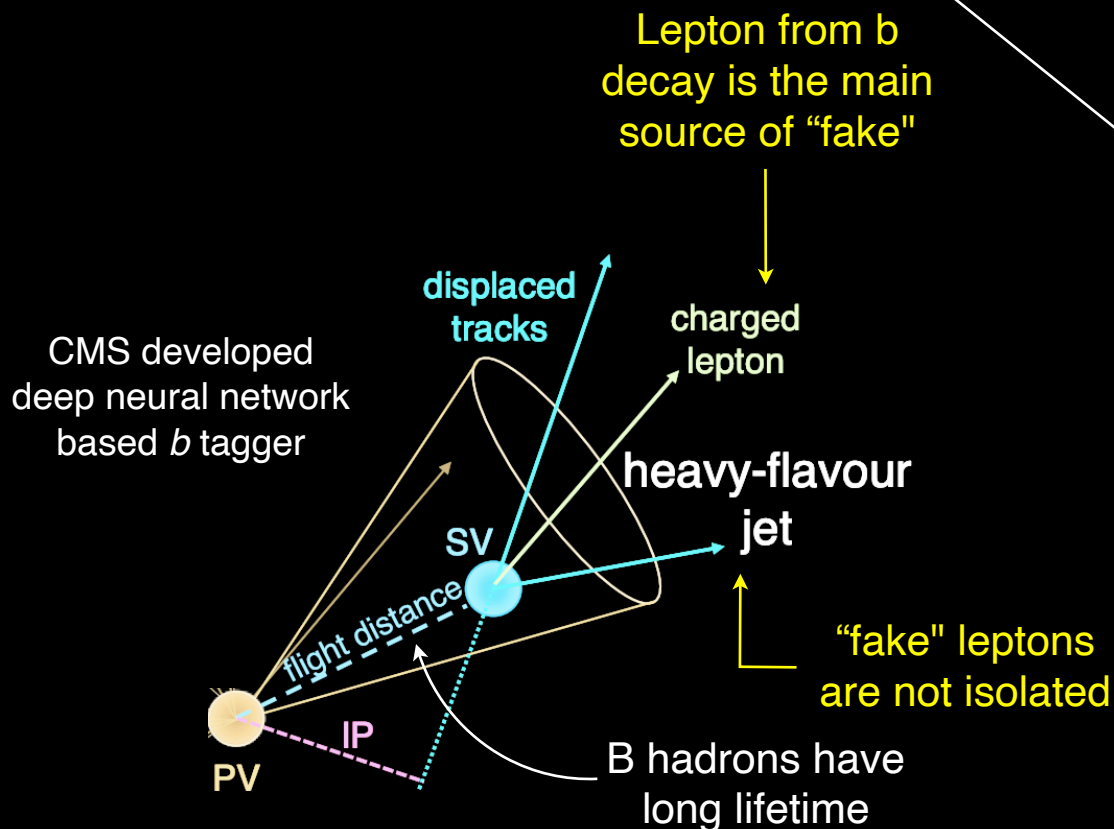
EW processes generally do not come
with b jets \Rightarrow Require # of $b = 0$



Signals do not have b jets

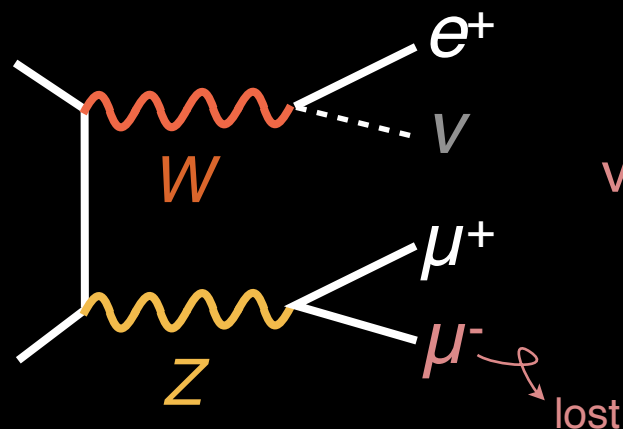
Added benefit of rejecting events with b

EW processes generally do not come
with b jets \Rightarrow Require # of $b = 0$



Signals do not have b jets

WZ background in same-sign channel



enters signal region
via lost lepton \Rightarrow Need
to understand lepton
finding efficiency

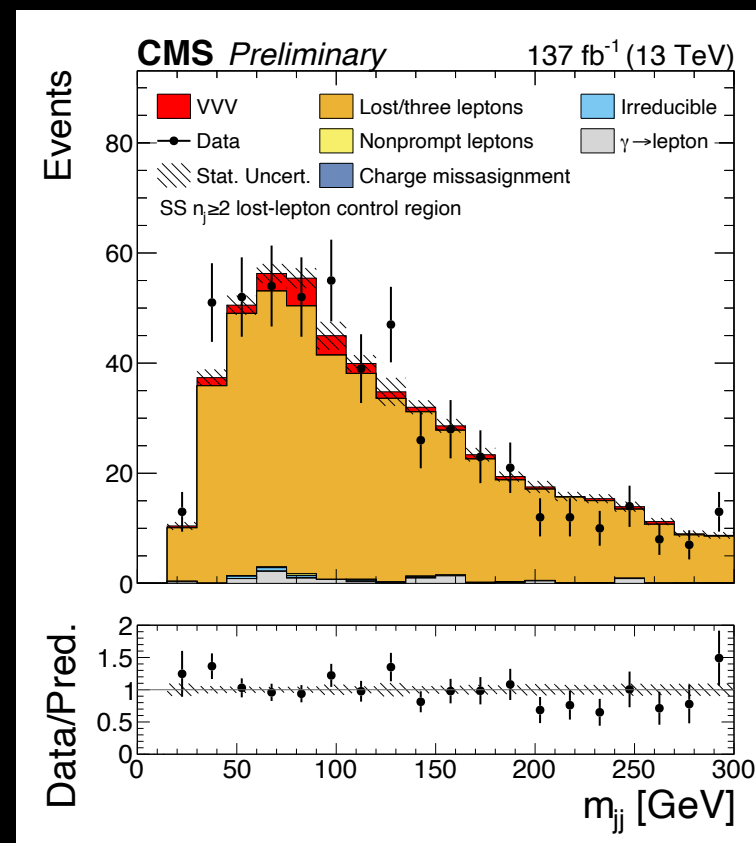
Lepton finding efficiency is well modeled by MC

(factors: P_T , η , lepton ID)

Construct a control region with 3 leptons and
extrapolate across 3 lepton \rightarrow 2 leptons

Experimental systematics assigned

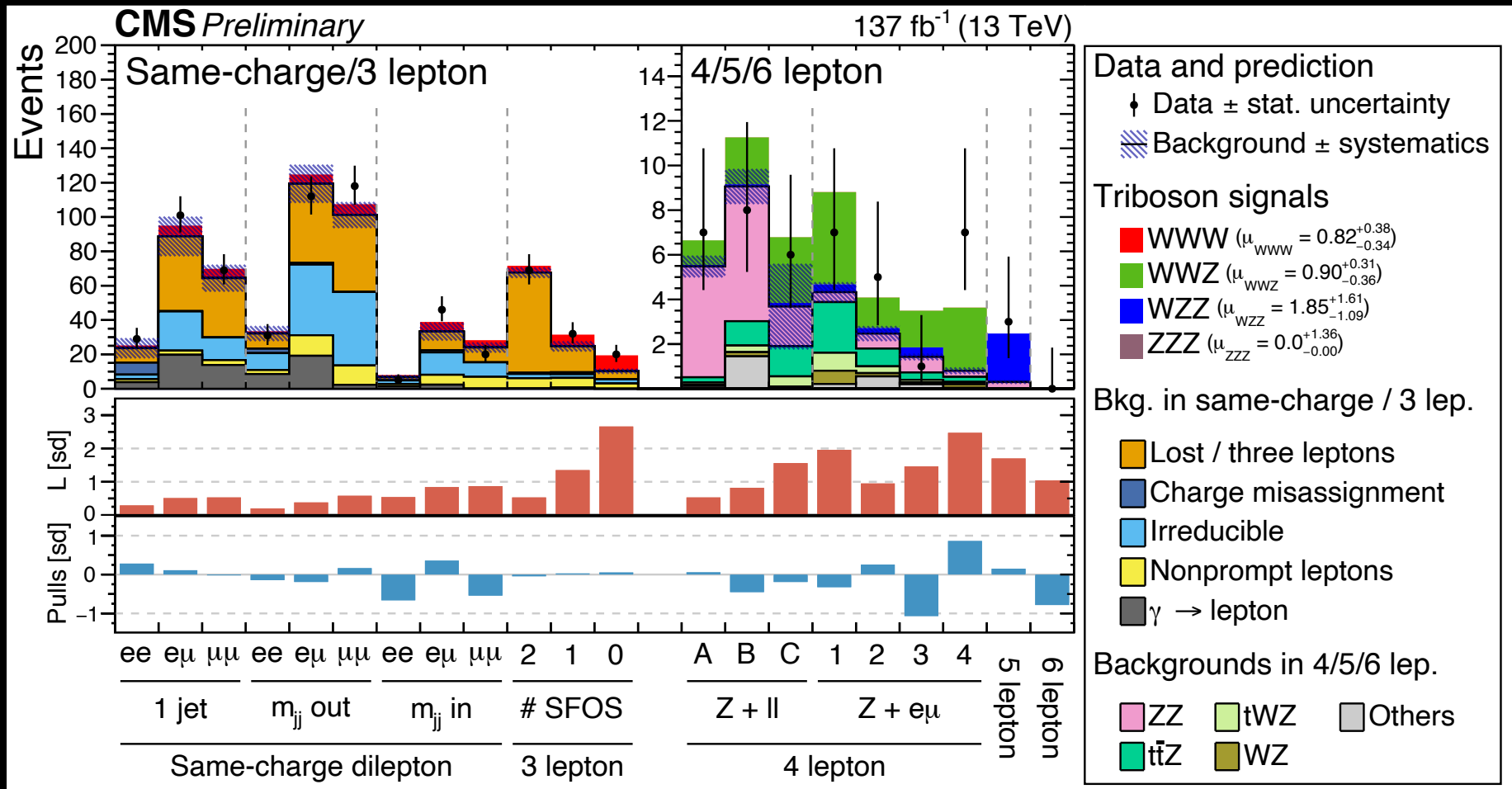
Control region data statistics dominates
uncertainty (20%)



Estimate lost lepton background by extrapolating across # of leptons

Results (Cut-based analysis)


$$\text{Signal strength } \mu = \frac{\text{Measured cross section}}{\text{Theoretical cross section}}$$



Cut-based analysis is also reported for cross check and completeness
(also easier to understand by theorists if re-interpreted)



Compact Muon Solenoid LHC, CERN



Visit us: [CMS Public Website](#), [CMS Physics](#) ; Contact us: [CMS Publications Committee](#)

CMS Publications

1000	SMP-19-014	Observation of the production of three massive gauge bosons at $\sqrt{s} = 13$ TeV	Submitted to PRL	19 June 2020
999	HIN-19-001	Evidence for top quark production in nucleus-nucleus collisions	Submitted to NP	19 June 2020
998	TRG-17-001	Performance of the CMS Level-1 trigger in proton-proton collisions at $\sqrt{s} = 13$ TeV	Submitted to JINST	18 June 2020

<https://answers.launchpad.net/mg5amcnlo/+question/206557>

Johan Alwall (johan-alwall) said on 2012-08-23:

Daer Doung,

You can easily do what you ask for, e.g. by simply adding an additional parameter to the SM model files, and let this parameter regulate the strength of the vertex in question. Copy the models/sm directory to models/sm_4v, and add in the sm_4v/parameters.py file:

```
fwwaa = Parameter(name = 'fwwaa',
    nature = 'external',
    type = 'real',
    value = 1,
    texname = '\\text{fwwaa}',
    lhablock = 'MYPARAMS',
    lhacode = [ 1 ])
```

then modify the relevant coupling (GC_28, as you can see from interaction V_9 in the vertices.py file) to

```
GC_28 = Coupling(name = 'GC_28',
    value = 'fwwaa*complex(0,1)*gw**2*sw**2',
    order = {'QED':2})
```

in couplings.py. You can then set the strength of the coupling relative to the SM directly in the param_card.dat (in the myparams block) after creating your process.

Note that you need to import the new model using

```
import model sm_mod-full
```

to avoid applying the default restriction card restrict_default.dat, which doesn't have the new myparams block (you can read about restriction cards in the MG5 release paper).

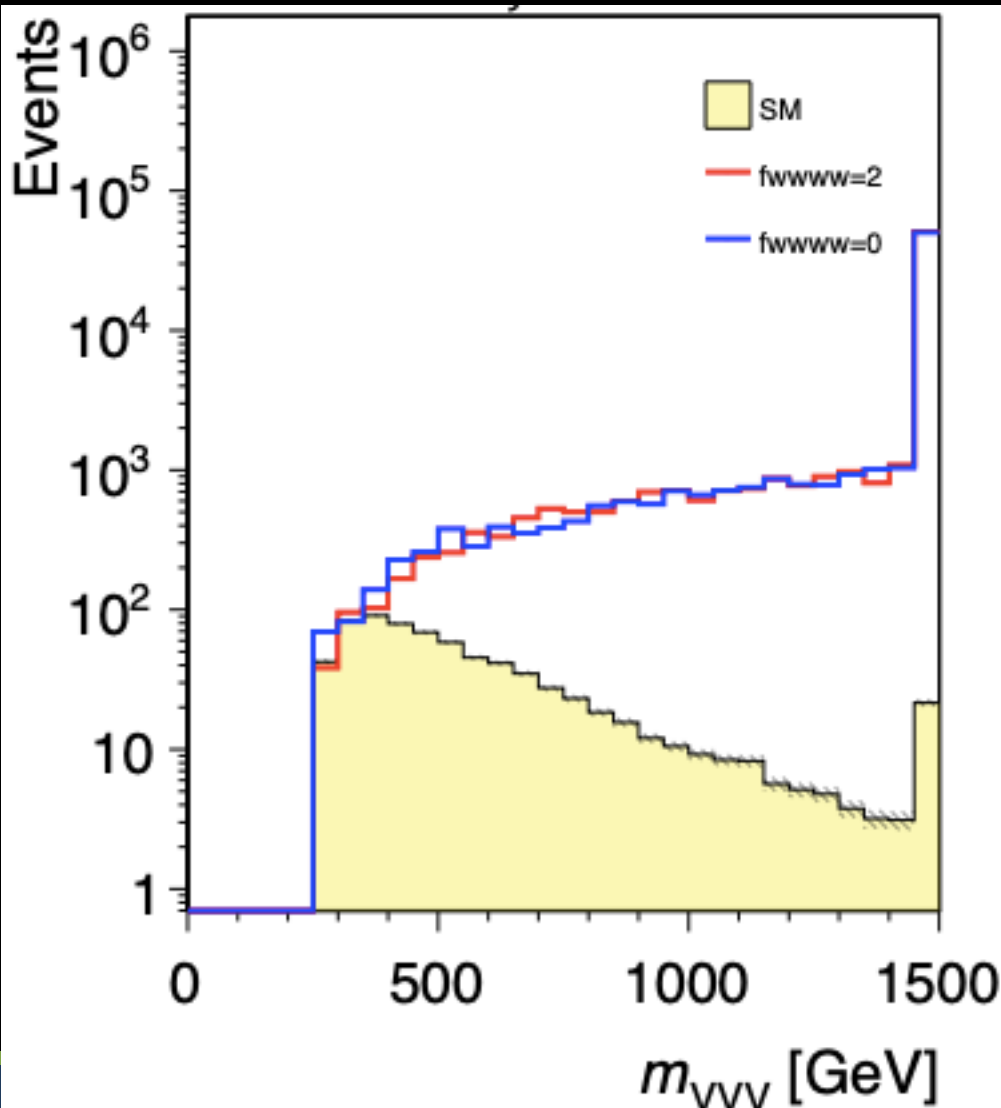
You can now set the strength of the new fwwaa parameter to 1000 or to 0, to get 4-vertex dominance or completely remove the 4-vertex.

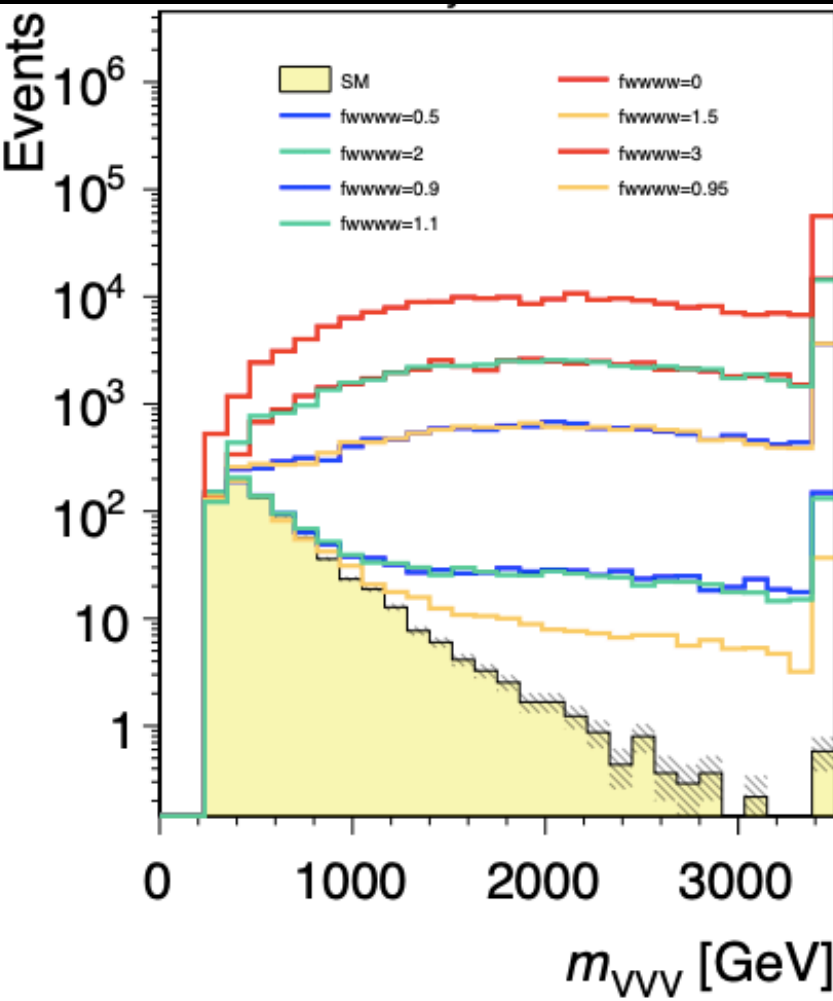
```
GC_5 = Coupling(name = 'GC_5',
    value = 'fwwaa*ee**2*complex(0,1)',
    order = {'QED':2})

GC_35 = Coupling(name = 'GC_35',
    value = '-((ee**2*complex(0,1))/sw**2)*fwww',
    order = {'QED':2})

GC_36 = Coupling(name = 'GC_36',
    value = 'fwwzz*(cw**2*ee**2*complex(0,1))/sw**2',
    order = {'QED':2})

GC_57 = Coupling(name = 'GC_57',
    value = 'fwwza*(-2*cw*ee**2*complex(0,1))/sw',
    order = {'QED':2})
```





Coupling modifier factor	Xsec [pb]	Xsec change [%]
0	6.392	8720%
0.5	1.653	2181%
0.9	0.136	88%
0.95	0.089	22%
1 (SM)	0.072	0%
1.1	0.133	84%
1.5	1.643	2167%
2	6.319	8619%
3	25.070	34494%

